



World Vision

ENOUGH

Not Enough: Global Perceptions on Child Hunger and Malnutrition



TABLE OF CONTENTS

Forward: World Vision	03
Methodology	04
Key Takeaways & Executive Summary	07
A Worsening Situation: Global Hunger Concerns	15
Lacking Nutrients: Perceptions of Child Nutrition	22
Struggling Families: Recent Experiences of Hunger at Home	32
Taking Action: Responsibility, Trust and Individual Behaviour	45
Appendix	56

FORWARD: WORLD VISION

Our world has enough of everything to provide a life of plenty for every child, yet every day more children go hungry.

The findings of this survey highlight the stark reality for families around the world.

Almost all people believe that having enough food to eat is a basic human right – 91%, but 21% of children are going to bed hungry and 30% of adults do not know where their next meal will come from.

This is a tragedy. Food prices are spiraling higher and after decades of progress, children are bearing the brunt of an unequal food system disrupted by conflict and climate change. Globally, almost half of people say inflation is the cause of their children going hungry; 19% say conflict is to blame.

It doesn't have to be like this. There is ENOUGH in this world for every child. God provided us with an abundant planet that has ENOUGH to feed every child well.

As you read through the sobering findings of this report, I encourage you to also find hope. It is heartening that 59% of those from low-income countries, who may be experiencing hunger themselves, reach out and give food to someone in need. We are also spurred on by those who have had enough, and have signed petitions, written to

³ | governments, and donated over the past 12 months.

So let us ensure that no child faces an avoidable death from malnutrition again. That girls and boys everywhere have the right nutrition to be healthy, safe and to stay in school and fulfil their God-given potential in life.

There is enough food in the world to make this happen. Surely this is within our grasp. I hope and pray that, together, we will end hunger and malnutrition for good.

It's time to say #ENOUGH



Andrew Morley,

World Vision International President and CEO

METHODOLOGY

These are the results of a 16-country survey conducted for World Vision by Ipsos. Ipsos interviewed an international sample of 14,131 adults aged 18 and over in Australia, Brazil, Canada, Chad, the DRC, Germany, Iraq, Japan, Malawi, Mexico, Peru, Philippines, South Korea, U.K, U.S, and aged 19 and over in Bangladesh.

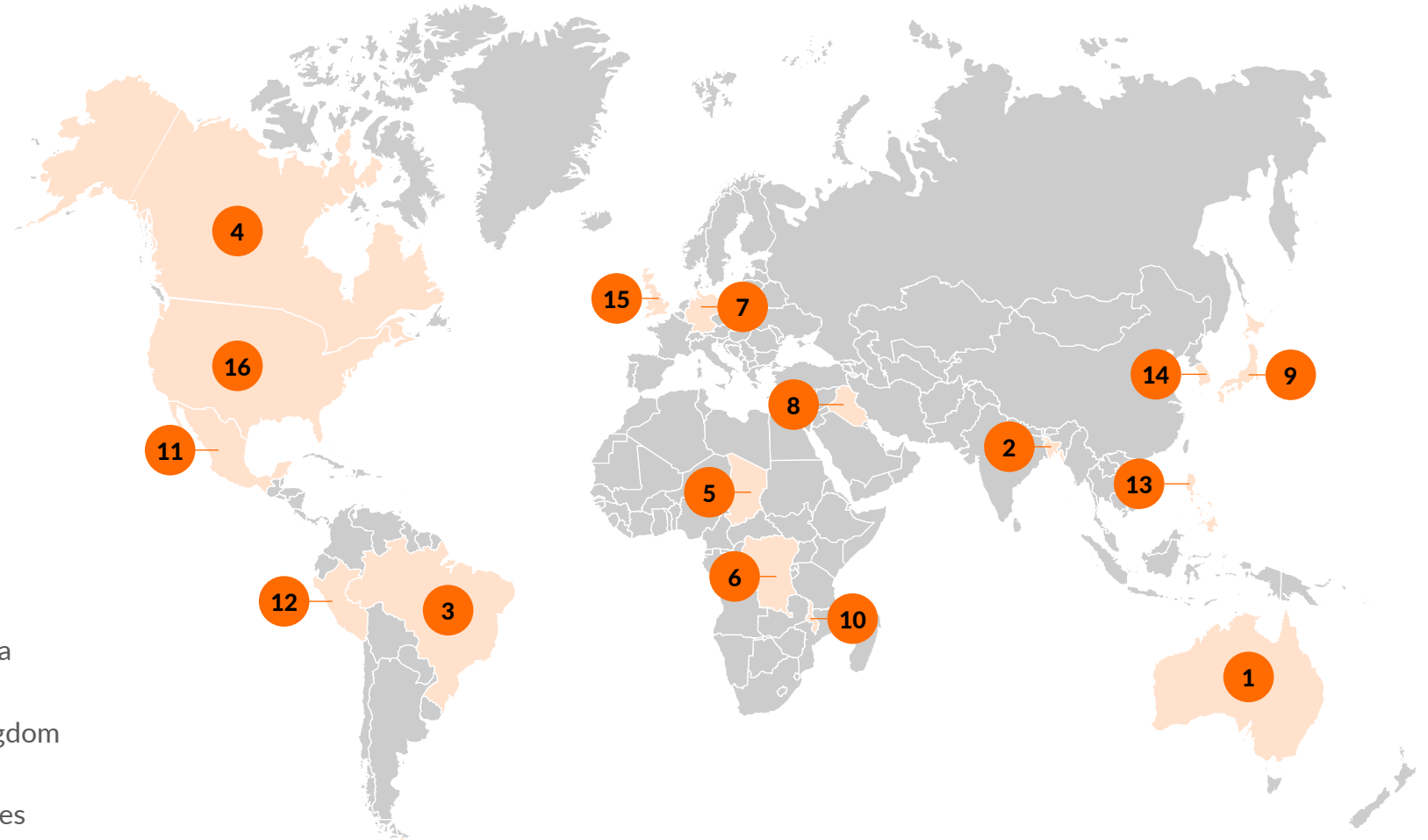
The fieldwork was conducted between August 16, 2023 and September 4, 2023 online in Australia, Bangladesh, Brazil, Canada, Germany, Japan, Mexico, Peru, Philippines, South Korea, U.K and the U.S. The fieldwork was conducted via Computer Assisted Telephone Interviewing (CATI), between September 13, 2023 and September 19, 2023 in the DRC and Malawi, between September 13, 2023 and September 21, 2023 in Chad and between August 31, 2023 and September 15, 2023 in Iraq.

The sample consists of approximately 1,000 individuals in each of Canada, the U.S., Germany, United Kingdom, Australia, Japan, South Korea, Philippines, Brazil, Mexico, Peru, Bangladesh and approximately 500 individuals in Chad, the DRC, Malawi and Iraq. All countries have been equally weighted so that each country has an equal impact on the aggregate results.

The samples in Philippines, Brazil, Peru, Bangladesh, Chad, the DRC, Malawi, Iraq and Mexico are more urban, educated, and/or more affluent than the general population. They are not nationally representative of their country. The survey results for these countries should be viewed as reflecting the views of the more “connected” segment of their population. The samples in Canada, Germany, United Kingdom, Australia, Japan, South Korea, U.S. are national representative.

“The Global Country Average” reflects the average results for all the countries where the survey was conducted. It has not been adjusted to the population size of each country and is not intended to suggest a total result. Where results do not sum to 100 or the “difference” appears to be +/-1 more/less than the actual, this may be due to rounding, multiple responses or the exclusion of “don’t know” or not stated responses. The precision of Ipsos online polls are calculated using a credibility interval with a poll of 1,000 accurate to +/-3.5 percentage points and of 500 accurate to +/-5.0 percentage points. For more information on Ipsos’ use of credibility intervals, please visit the Ipsos website. The publication of these findings abides by local rules and regulations.

PARTICIPATING COUNTRIES



- | | | | | | |
|---|---|------------|----|---|----------------|
| 1 |  | Australia | 9 |  | Japan |
| 2 |  | Bangladesh | 10 |  | Malawi |
| 3 |  | Brazil | 11 |  | Mexico |
| 4 |  | Canada | 12 |  | Peru |
| 5 |  | Chad | 13 |  | Philippines |
| 6 |  | DRC | 14 |  | South Korea |
| 7 |  | Germany | 15 |  | United Kingdom |
| 8 |  | Iraq | 16 |  | United States |

Country income

This report refers to high-, middle- and low-income countries which are defined below.

High-Income Countries

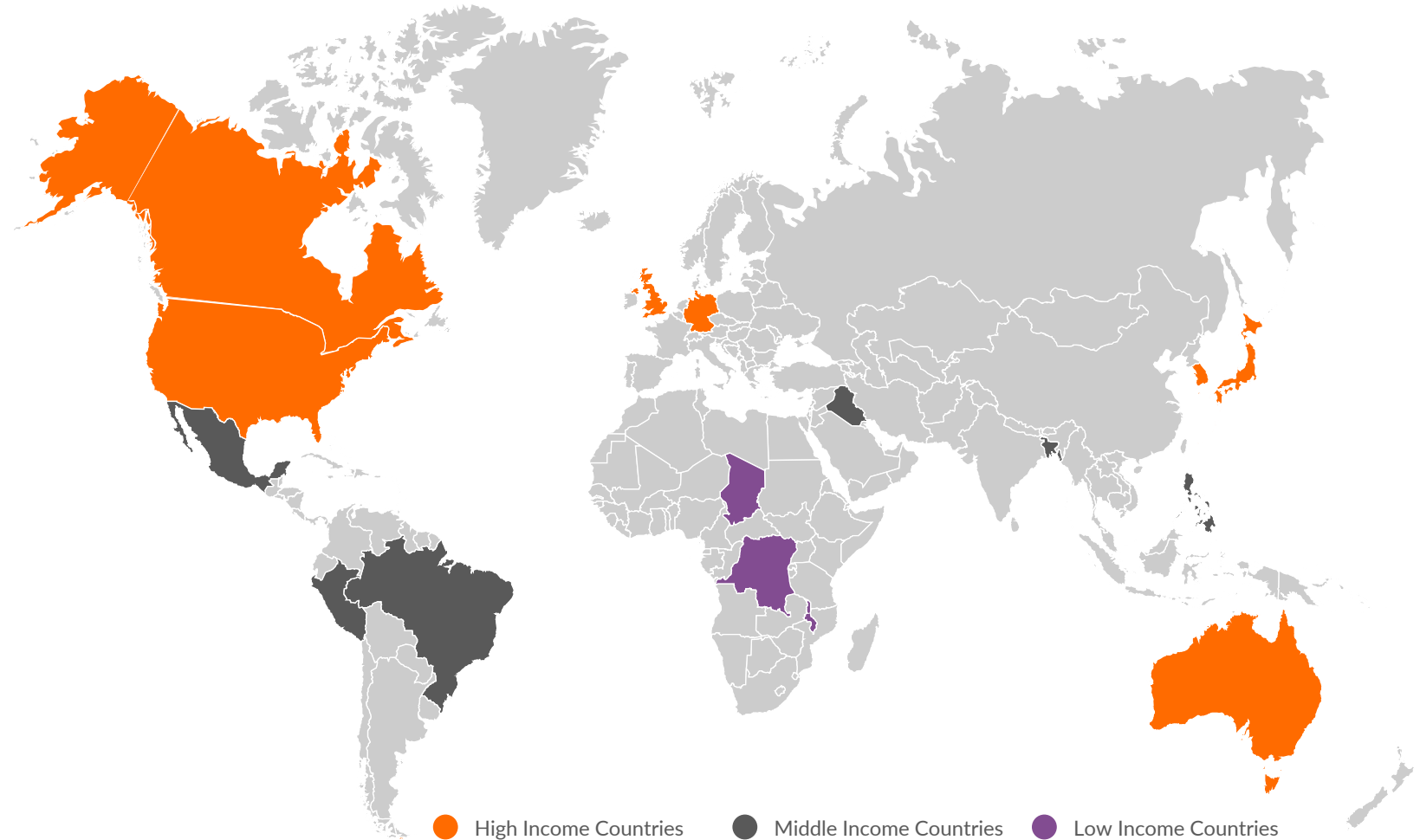
High income countries consist of Australia, Canada, Germany, Japan, South Korea, United Kingdom and the United States.

Middle-Income Countries

Middle income countries consist of Bangladesh, Philippines, Brazil, Iraq, Mexico and Peru.

Low-Income Countries

Low-income countries consist of Chad, DRC and Malawi.



KEY TAKEAWAYS

1 Global citizens are highly concerned about child hunger and malnutrition, but grossly underestimate its impact on child deaths caused by poor nutrition

2 Four in ten parents say their children do not receive the proper nutrients they need on a daily basis

3 Six in ten parents are very concerned about malnutrition in their own family, citing inflation and increased cost of living as driving factors

4 Two in ten parents say their children have gone to bed hungry in the last 30 days; three in ten did not know where their next meal was coming from

5 Only one in three believe that child hunger will be eliminated globally by 2030, in accordance with UN Sustainable Development Goals, yet most say we have enough food to do so if we share

6 Governments are most responsible and trusted to solve child hunger, yet consensus emerges that we all have a responsibility to end world hunger

EXECUTIVE SUMMARY

GLOBAL HUNGER

Global Citizens are Concerned about Child Hunger and Malnutrition, Believe the Situation is Worsening

Global citizens across the 16 countries surveyed are concerned about child hunger and malnutrition around the world (89%), in their family (80%), in their country (79%) and in their community (75%). When asked to choose what issue is most concerning to them when it comes to the wellbeing of children around the world, poverty (21%) and hunger (18%) rank far ahead of all other issues.

Moreover, those from lower-income countries, and those with children – particularly those with younger children – are even more concerned about child hunger and malnutrition in their family.

The problem is perceived to be getting worse compared to 5 years ago, both in one's own community (60%) and in one's own country (65%), but, especially, globally (71%).



EXECUTIVE SUMMARY

PERCEPTIONS OF MALNUTRITION

Global Citizens Underestimate the Impact of Hunger and Malnutrition

When asked to guess what proportion of global deaths among children under 5 are caused by poor nutrition, nearly half (44%) of those who ventured a guess grossly underestimated the prevalence.

While a staggering 45%¹ of global deaths among children under 5 are caused by poor nutrition, 44% of those who responded thought the true figure was below 30%. Moreover, nearly half (46%) of poll respondents could not venture a guess, demonstrating that the extent of the problem is a blind spot for most citizens around the world.

Those in higher-income countries (49%), Gen Z (48%), men (47%), and those in countries such as South Korea (77%), Chad (69%), Iraq (69%) and Bangladesh (64%) were most likely to wildly under-estimate the impact that malnutrition has on child deaths.



EXECUTIVE SUMMARY

IMPACT OF MALNUTRITION

Malnutrition is Widespread and Not Contained To Lower-income Countries

The problem of malnutrition is widespread and 37% of parents globally say that their children do not receive the proper nutrients that they need on a daily basis. While this sentiment is felt more widely in lower-income countries such as Chad (66%), Malawi (64%) and the Democratic Republic of Congo (63%), roughly two in ten parents or guardians in Germany (24%), the United States (20%), Australia (19%), Canada (18%) and South Korea (17%) also say their children don't receive the nutrients they need on a daily basis. Once again, those with children under the age of 6 are most likely to say that their children are not receiving the proper daily nutrients (48%), as are those with 3 or more children in their household (43%).

Reflecting on the biggest problem relating to children's nutrition in their own country, the leading factors include not enough food (hunger/starvation) (25%), not enough nutritious food (malnutrition) (30%) and too much junk food (empty calories) (30%).

However, these differ between higher-income and lower-income countries. Those in lower-income countries are far more likely to cite not enough food (hunger) as the biggest problem, in particular Malawi (60%), the Philippines (45%) and DRC (43%). Other countries, like Bangladesh (53%) and Peru (47%) cite not enough nutritious food (malnutrition) as being the main problem. Junk food is thought to be the primary concern in Australia (55%), Germany (49%), and the UK (49%).



EXECUTIVE SUMMARY

EFFECT ON FAMILIES

Inflation Creates Additional Strain on Households, Causing Many to Go to Bed Hungry

Six in ten (59%) parents/guardians are very concerned about child hunger and malnutrition in their family, particularly those with young children (63%), those who have to travel at least 1 hour to get their food (67%), and those from lower-income countries (73%).

This concern is informed by the lived experiences of global citizens who are struggling to put food on the table for themselves and for their children.

Notably, in the last 30 days:

- 46% have worried about finding the money to buy food for their family, rising to 77% in low-income countries;
- 30% say there was no food in their home because of lack of money;
- 30% have not known where their next meal will come from;
- 21% say a child in their household has gone to bed hungry due to a lack of availability of food, rising to 38% in low-income countries.

Among those who have had to put a child to bed hungry, the main causes of hunger in their family are said to be inflation and the cost of living (46%), low household income (39%), and not enough government focus on ending hunger (25%).



EXECUTIVE SUMMARY

ROLE OF GOVERNMENTS

Globally, Inflation and Increased Cost of Living Named Main Cause of Hunger at Country Level; Government Intervention Seen as Solution

Inflation and the increased cost of living (55%) and not enough government focus (37%) are seen as the main causes of hunger at the country level. Inflation and increased cost of living is the most-cited cause in most countries; however, in Chad and the DRC, not enough government focus is the top cause; in Peru corruption is seen as the primary cause. All of these problems are solutions which governments could choose to address through interventions, and the public supports policies to address these challenges.

For example, it is unanimously believed (97%) that it is important for children to have something to eat during the school day, and therefore 85% support government funding for school meals. Yet, only 40% of parents/guardians say that the children in their household have been provided a school meal in the past 30 days, the importance of which is undeniable: those whose children have received a school meal are more likely to say their children receive the proper nutrients they need on a daily basis.



EXECUTIVE SUMMARY

ELIMINATING HUNGER

Only 33% Believe UN Sustainable Development Goal of Eliminating Hunger by 2030 will be Achieved, Despite Having Enough Food to Do So

Global citizens are not seeing enough progress on the United Nations Sustainable Development Goals, and most (74%) say that too many children in their country are going hungry. Moreover, only 37% believe that child hunger will be eliminated by 2030 in their own country, and even fewer (33%) think that it will be eliminated globally by 2030. Australians (17%), Canadians (17%), Germans (16%) and the Japanese (9%) are particularly pessimistic.

Three quarters (75%) believe that their government isn't doing enough to support families struggling in their own country, and seven in ten believe their government isn't doing enough to end child malnutrition (71%) or to solve the global hunger crisis (69%).

And yet, global citizens believe we have the recipe to end child hunger, with most (84%) maintaining that we have enough food in the world for everyone if we share and that having enough food to eat is a basic human right (91%).



EXECUTIVE SUMMARY

CALL TO ACTION

Citizens Call on Governments to Step Up, but Many Playing their Own Part Too

Global citizens say that government (68%) has the greatest responsibility for solving child hunger. But the responsibility is also shared by parents/guardians (48%) and organizations/agencies (34%). Thankfully, those with the responsibility also have the trust, with governments, parents and organizations (including NGOs and charities) cited as the entities they most trust to solve child hunger.

There is broad acknowledgement that poorer countries need support to solve child hunger (89%) and that one's own country needs to do more to help children in other countries who are hungry (80%).

Individuals are also doing their own part: in the past 12 months many have given food to someone in need (43%), supported a hungry family locally (26%), or donated to a charity or faith-based community organizations which provides food for the hungry (21%), among other actions.

Ultimately, most (89%) global citizens firmly believe that we all have a responsibility to end world hunger and if governments, citizens and NGOs work together, we can work more quickly towards ending hunger and malnutrition among children. We have enough.

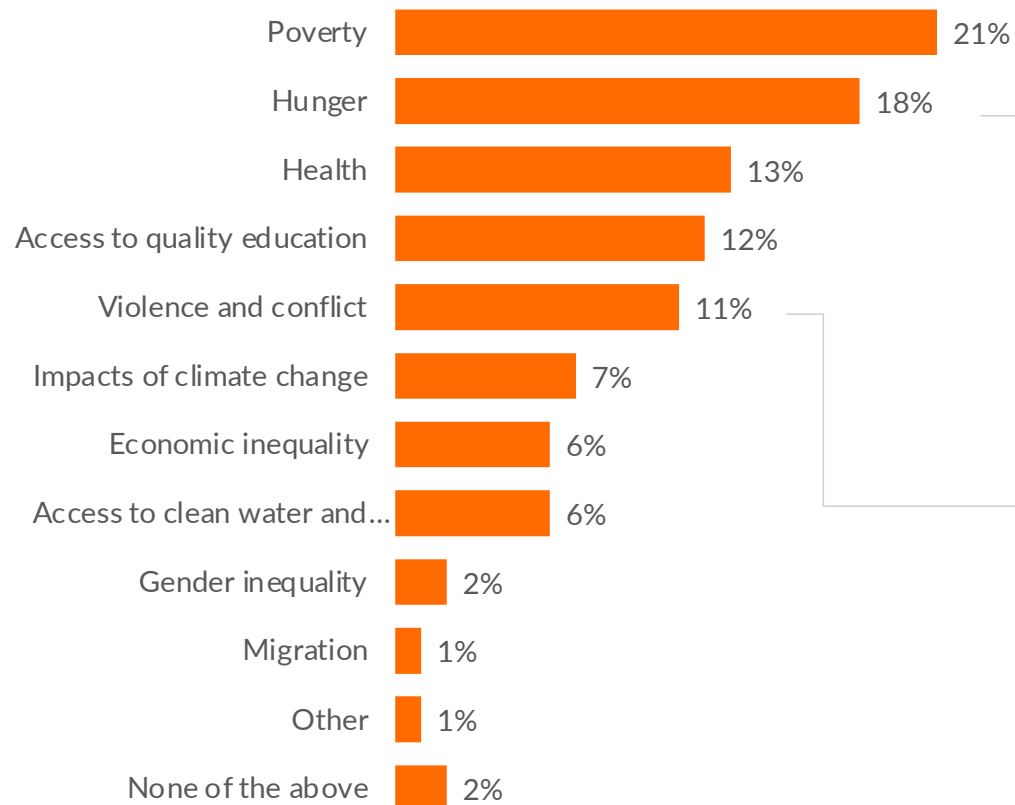


A Worsening Situation: Global Hunger Concerns

Poverty and hunger are top concerns globally

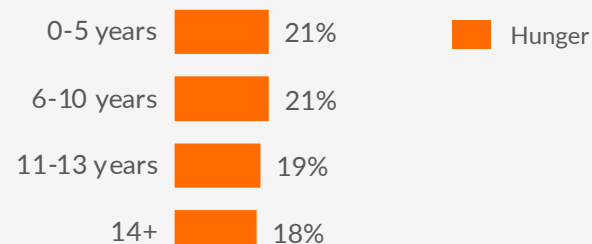
Globally, the issue of most concern is poverty followed by hunger. While poverty and hunger are linked, those with children aged 10 and under are more concerned about hunger than those with older children. Violence and conflict falls fifth among the issues and is a higher concern in high and middle-income than low-income countries which are more likely to be experiencing this.

Top Concern about the Wellbeing of Children (Global Average)

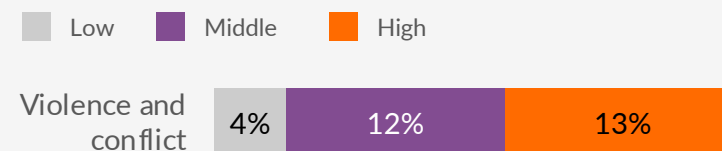


Key Findings

Those with children aged 10 and under more concerned about hunger than those with older children.



High-income countries are more likely to be concerned about violence and conflict.



Base: All respondents (n=14131)


Q1. Which of these issues concerns you the most about the wellbeing of children around the world?

*Violence and conflict not asked in Iraq.

Concern about the wellbeing of children globally (by country)

While the issues of highest concern for the well being of children around the world are predominately poverty and hunger there are some exceptions. In South Korea the issue of highest concern is climate change, while citizens in Iraq believe that access to quality education is the top concern.

Top Concern about the Wellbeing of Children Around the World



Base: All respondents (n=14131)

17 | Q1. Which of these issues concerns you the most about the wellbeing of children around the world?

Hunger and malnutrition are personal: Concern about global hunger and malnutrition is highest followed by the family unit

On average, citizens express considerable concern about child hunger and malnutrition, with the highest concern at a global level, followed by family level, country level and community level. Concern about child hunger and malnutrition reach further than the family unit and concern about the family unit is similar to the country and to a slightly lesser extent the community.

Concern about Child Hunger and Malnutrition In... (Global Average)

Very/Somewhat Concerned

Not Very/At All Concerned

89%



Globally

80%



Your Family

79%



Your Country

75%



Your Community

11%

20%

21%

25%

Base 'your community', 'your country', 'globally': All respondents (n=14131)

Base 'your family': If one or more children living in household (n=6013)

Q2. How concerned are you about child hunger and malnutrition...

Parents show greater concern for child hunger and malnutrition

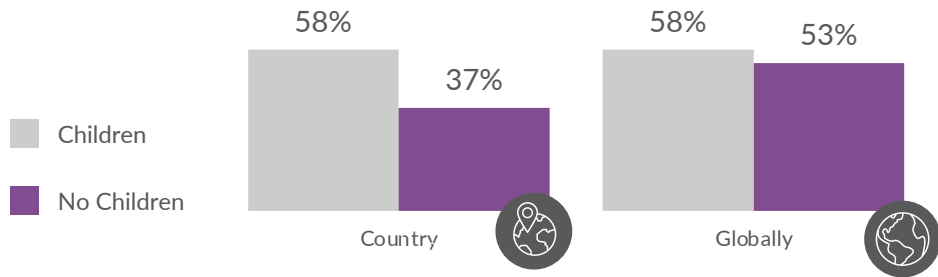
Those who are very concerned about child hunger and malnutrition are more likely to be young adults, those with children and from low-income countries.

Those who are very concerned about child hunger and malnutrition



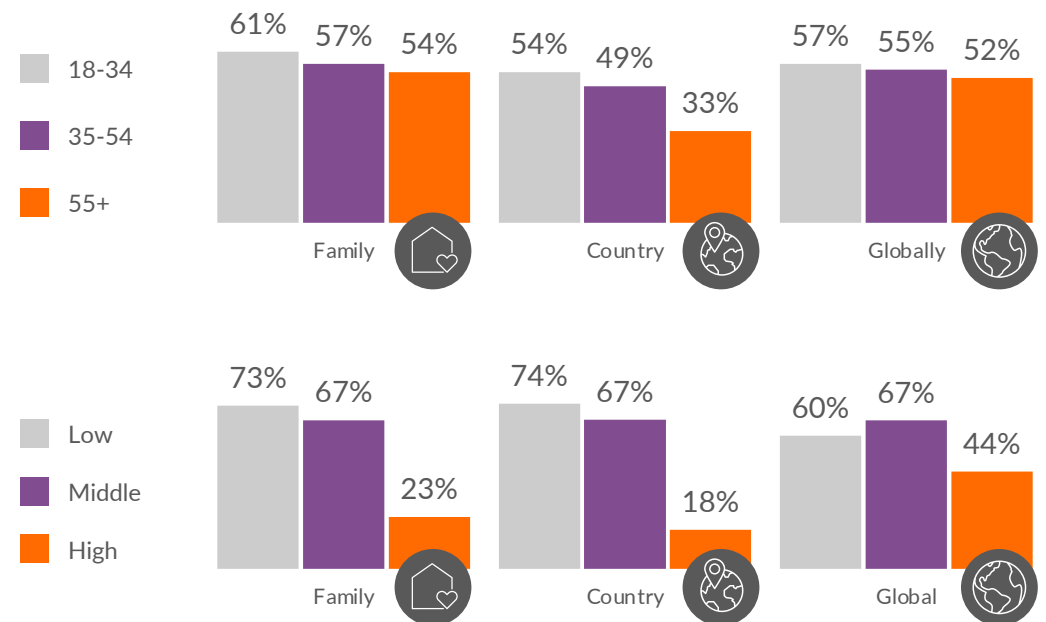
Children in Household

Those with children are more likely to be **very concerned** about child hunger and malnutrition both in their country and around the world.



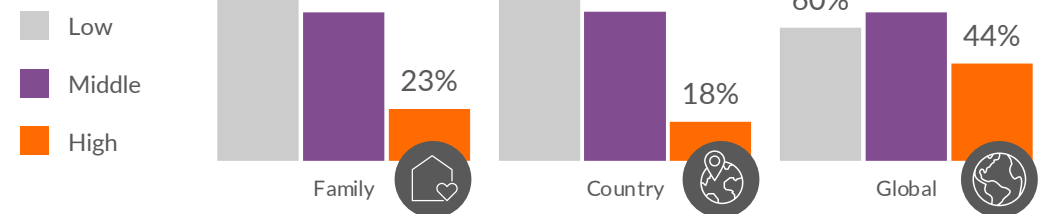
Age of Adult

Adults aged 18-34 and 35-54 are more likely to be **very concerned** about child hunger and malnutrition in their family, country and globally compared to those aged 55+.



Country Income

High-income countries are more likely to be **very concerned** about child hunger and malnutrition globally while low-income countries are **very concerned** about their family and country rather than globally, as hunger and malnutrition are likely to have impacted a higher proportion of those in low- and middle-income countries than high-income countries.



Base: If one or more children living in household Base: n= 6013. Q2. How concerned are you about child hunger and malnutrition in in your family?

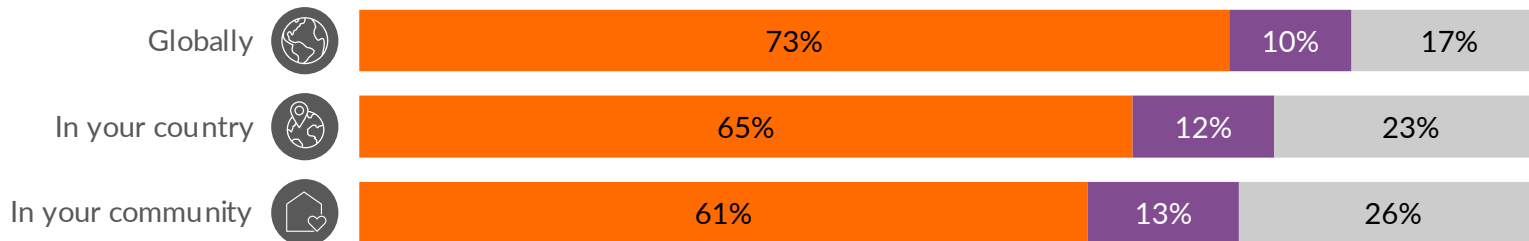
Child hunger is perceived to be worsening

On average globally, citizens believe more children are going hungry now compared to one year ago on a global level as well as within one's country and, to a lesser extent, in one's community. Responses when thinking of child hunger compared to five years ago are similar, though a greater portion feel there is less child hunger now compared to five years ago.

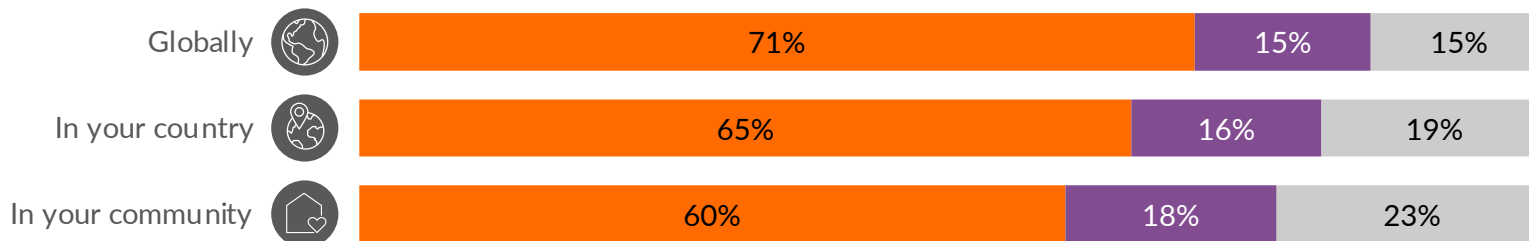
Perceptions of Child Hunger (Global Average)

■ A Lot More + A Little More
 ■ A Lot Less + A Little Less
 ■ The Same Amount

Compared to 1 Year Ago



Compared to 5 Years Ago



Base: All respondents, excluding Don't Know (n=varies)

Q3. Compared to 1 year ago do you think more or fewer children are going hungry?

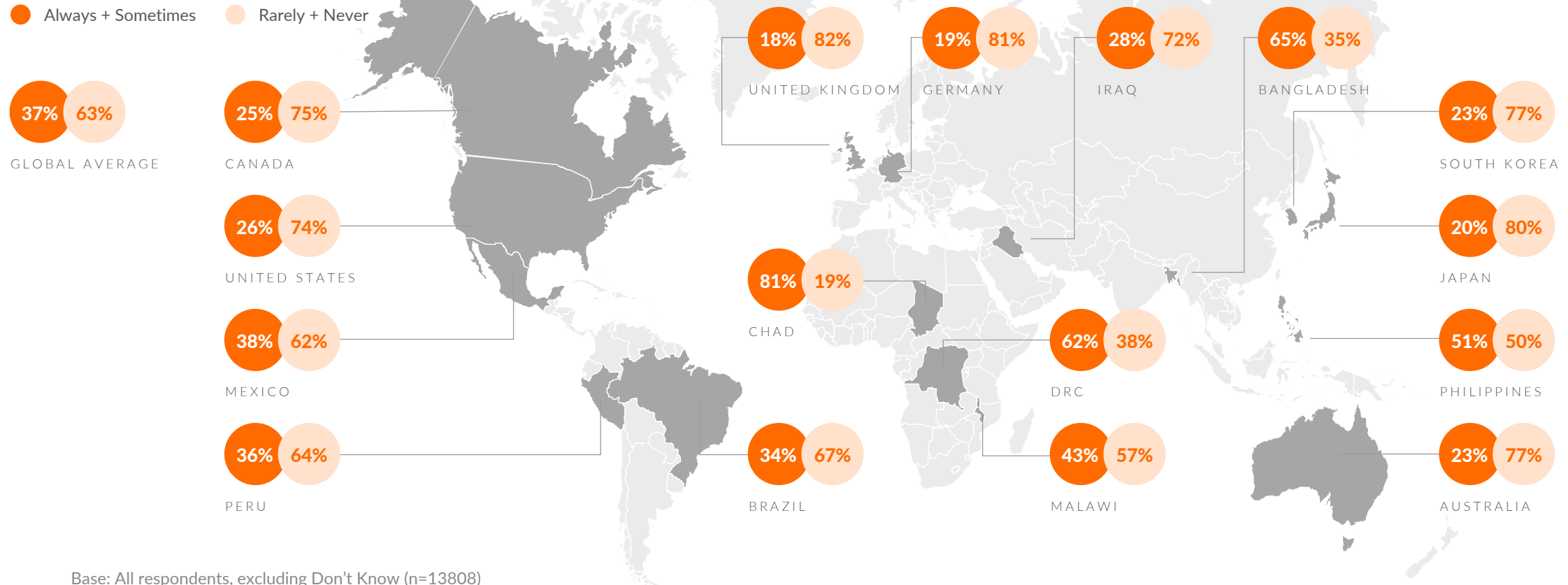
Q4. Compared to 5 years ago, do you think more or fewer children are going hungry?



Four in ten respondents recall having trouble focusing as a child due to hunger

This is particularly high in Chad, DRC but also in Bangladesh and the Philippines where over half recall having trouble focusing due to hunger. The proportion of those who always or sometimes had trouble focusing due to hunger in high-income countries such as the U.S is similar to Iraq, while in the U.K., Japan and Germany this is still one in five.

Had Trouble Focusing Due to Hunger in Childhood



Base: All respondents, excluding Don't Know (n=13808)

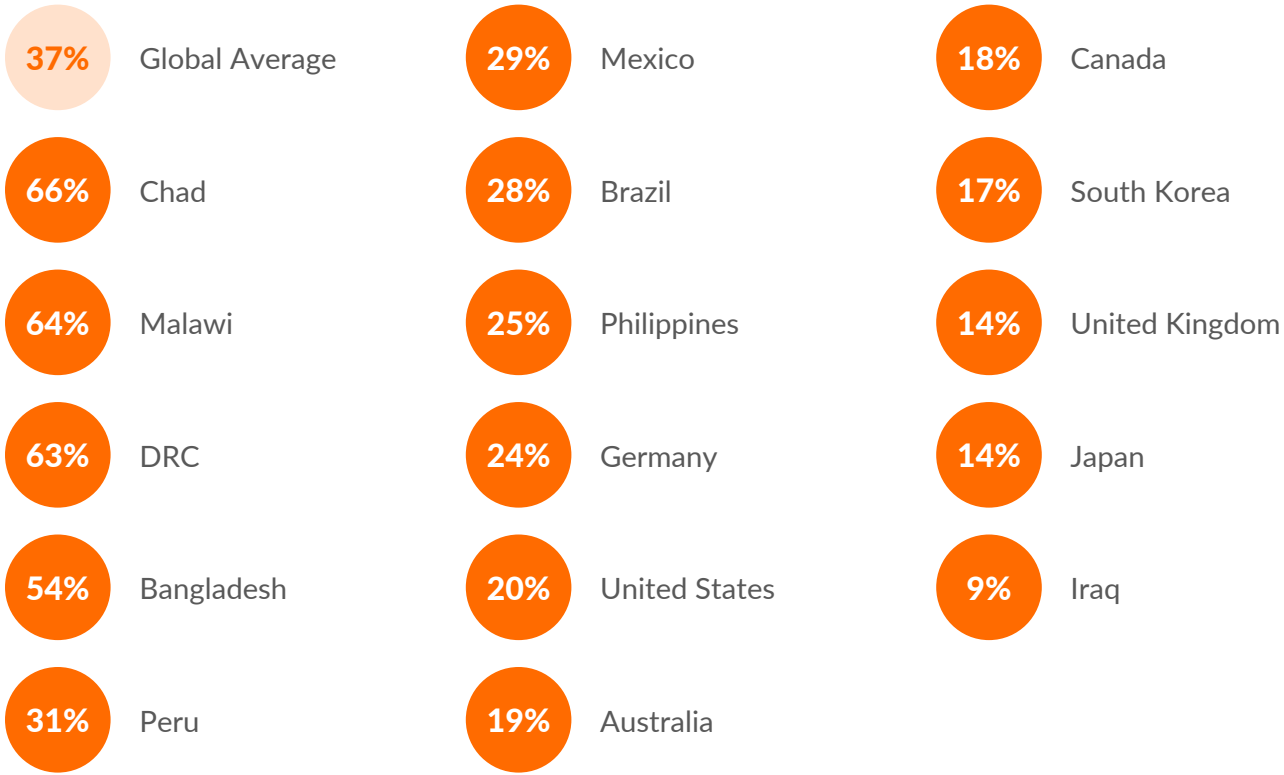
Q22. Now, please think of your own childhood. How often did you...

Lacking Nutrients: Perceptions of Child Nutrition

Eliminating hunger has a long way to go, as almost four in 10 parents globally say their children do not receive the nutrients they need daily

This is around two thirds in low-income countries yet some middle- and high-income countries such as Germany and the Philippines also see around a quarter of children not getting the proper nutrients. The lowest figures are still one in ten in other high-income countries, with the lowest proportion in Iraq.

Children DO NOT Receive the Proper Nutrients Daily in Your Family



Globally, 4% do not know if their children receive the proper nutrients every day.

In Japan this is 15%, South Korea 11% and Germany 10%.



Base : If one or more children living in household (n=6013)

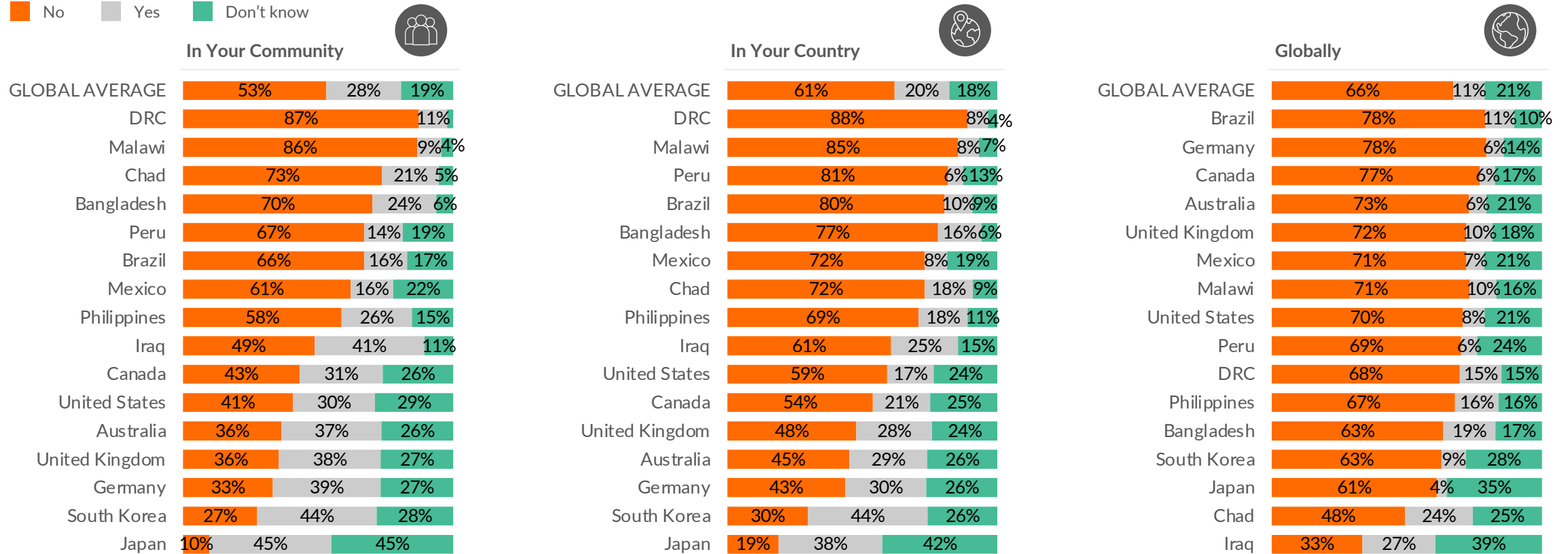
23 | Q6. Do you think children get the proper nutrients they need every day in your family?

Global perception that two in three children worldwide are not getting the proper nutrients

The perception that children are not getting the proper nutrients every day is higher at a community, country and global level than at a family level with over half saying their community does not get the proper nutrients, over six in ten for their country and globally. Those in South Korea and Japan have the greatest confidence in children's nutrition in their community and country and Iraq has the greatest confidence in child nutrition globally.

If Children Receive Proper Nutrients Daily

■ No
 ■ Yes
 ■ Don't know



Note: Data labels < 2% not shown

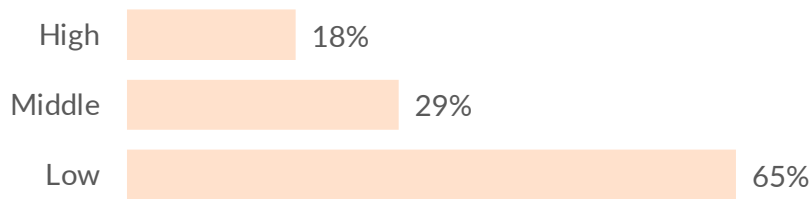
Lower-income countries and those with more children are more likely to say children in their family do not receive the proper nutrients daily

The 37% of global citizens who say that children in their family do not receive the proper nutrients are more likely to be parents/guardians of female children, those with 3 or more children, and those from low-income countries.



Country Income

Around two thirds of those in low-income countries think the children in their family are not getting the proper nutrients, compared to 18% in high-income countries .



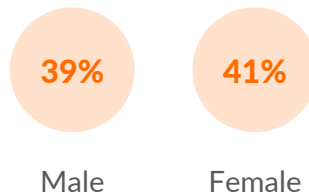
Travel Round Trip to Get Food

Those who travel over an hour to get food are more likely to say the children in their family do not get the proper nutrients every day




Gender of Child

Those with girls are more likely to say their children are not getting the proper nutrients every day.



Children in Household

Those with 3 or more children are more likely to think their children are not getting the proper nutrients they need every day.



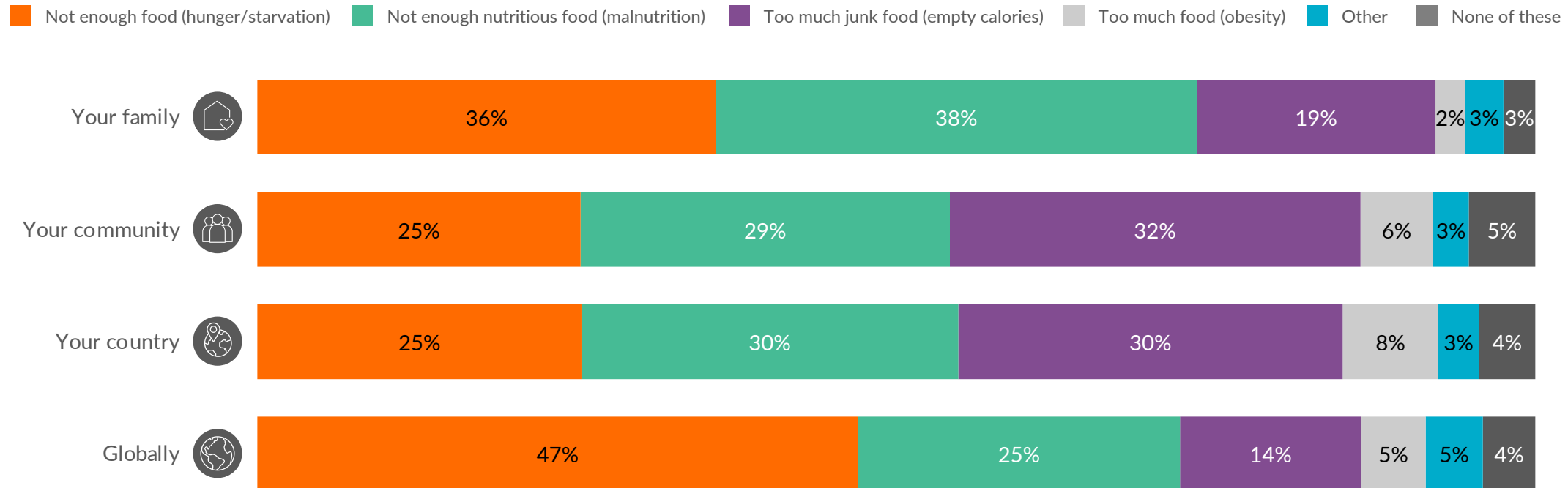
Base: If one or more children living in household (n=6013)

Q6. Do you think children get the proper nutrients they need every day in your family?

Enough food is produced for everyone, yet the biggest problem for children's nutrition globally is seen as not enough food

Almost four in 10 global citizens think their children are not receiving the proper nutrients every day. At the family level, the biggest issue is a combination of not enough food and not enough nutritious food. In contrast, junk food plays a bigger role in attitudes about child nutrition in the community and the country alongside not enough nutritious food.

Biggest Problem for Children's Nutrition In... (Global Average)



Base 'your family': If one or more children living in household and child/children in household not getting the proper nutrients they need every day (n=2014)

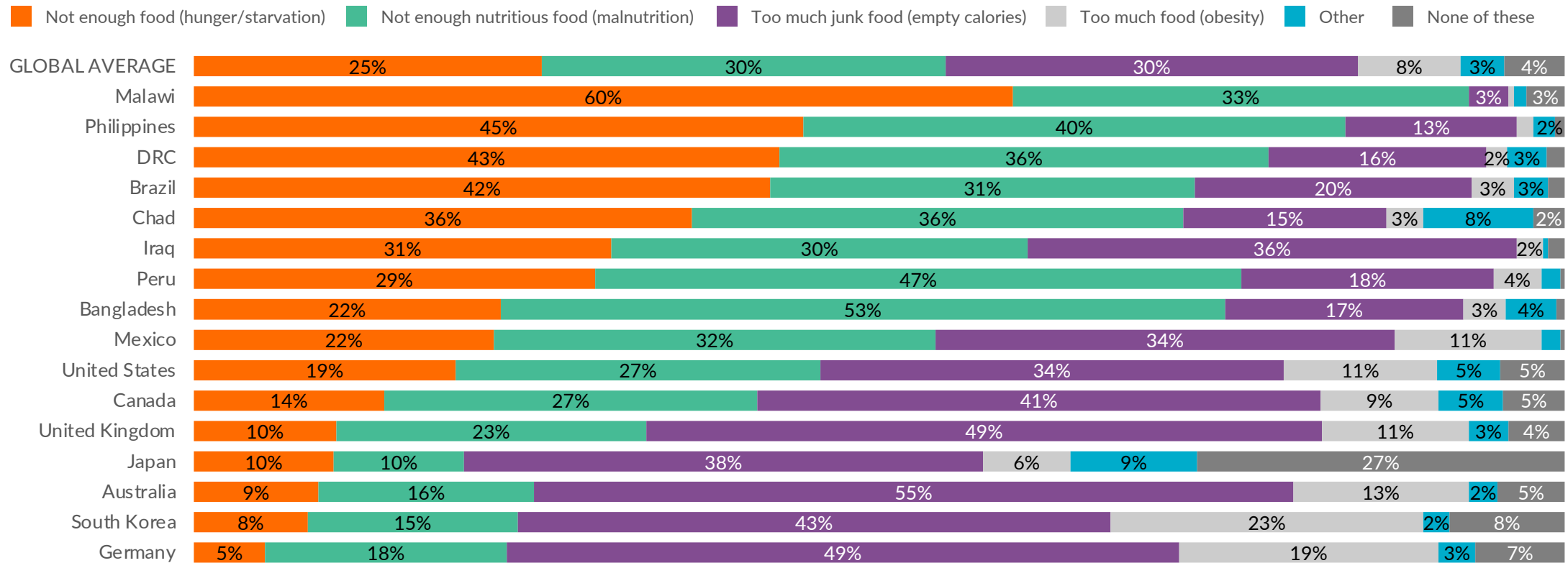
Base 'your community', 'your country', 'globally': All respondents (n=14131)

Not enough nutritious food, not enough food, and junk food are seen as the biggest problems – junk food particularly among high-income countries



Low- and middle-income countries place greater emphasis on not enough food and not enough nutritious food as the key problems in their country, while high-income countries are more likely to say junk food or too much food (obesity) are the main problem, particularly in Australia, South Korea and Germany.

Biggest Problem for Children’s Nutrition in Your Country



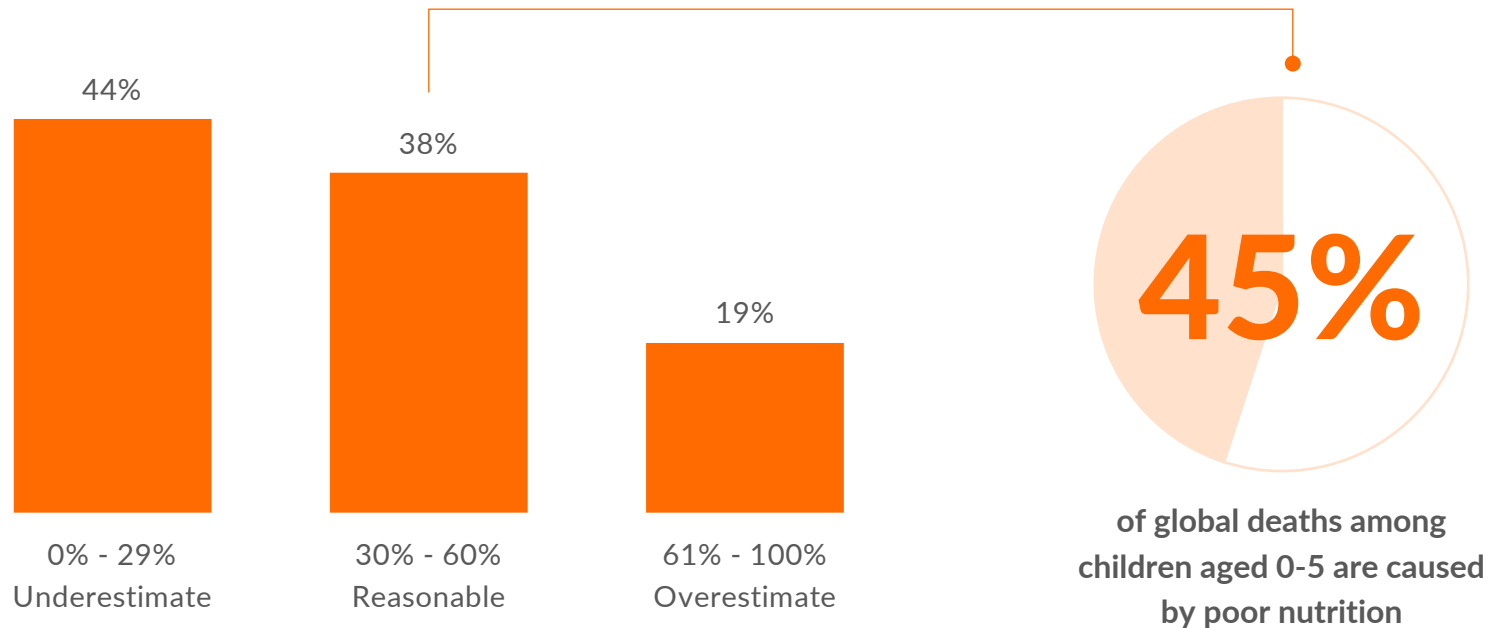
Note: Data labels <2% not shown



Perception of deaths among children aged 0 to 5 caused by poor nutrition underestimated

The prevalence of the deaths caused by poor nutrition globally are grossly underestimated by global citizens. 45% of global deaths among children aged 0 to 5 are caused by poor nutrition but four in 10 respondents guessed under 30%.

Proportion of Global Deaths Among Children Caused by Poor Nutrition (Global Average)



46% COULD NOT GUESS A RESPONSE

Base: All respondents, excluding Don't Know (n=7345) . All respondents , including Don't Know (n=13756).
Q25. What proportion of global deaths among children under 5 years old do you think are caused by poor nutrition?
<https://www.who.int/news-room/fact-sheets/detail/malnutrition>



Higher-income countries are more likely to underestimate deaths among children aged 0 to 5 caused by poor nutrition

Those from high-income countries, Gen Z, males and those in South Korea, Chad, Iraq and Bangladesh are more likely to underestimate the proportion of deaths among children aged 0 to 5 from poor nutrition.

% Who Underestimate



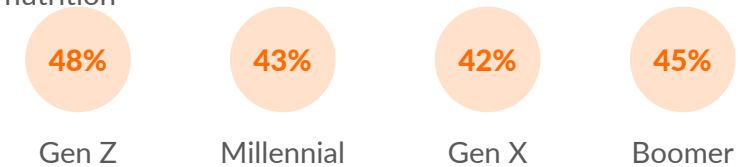
Country Income

High- and middle-income countries are more likely to underestimate the impact of poor nutrition



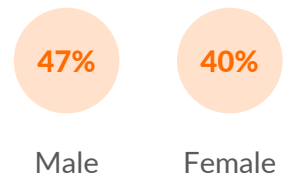
Generation

Gen Z are more likely to underestimate the impact of poor nutrition



Gender of Adult

Males are more likely than females to underestimate the impact of poor nutrition



Countries

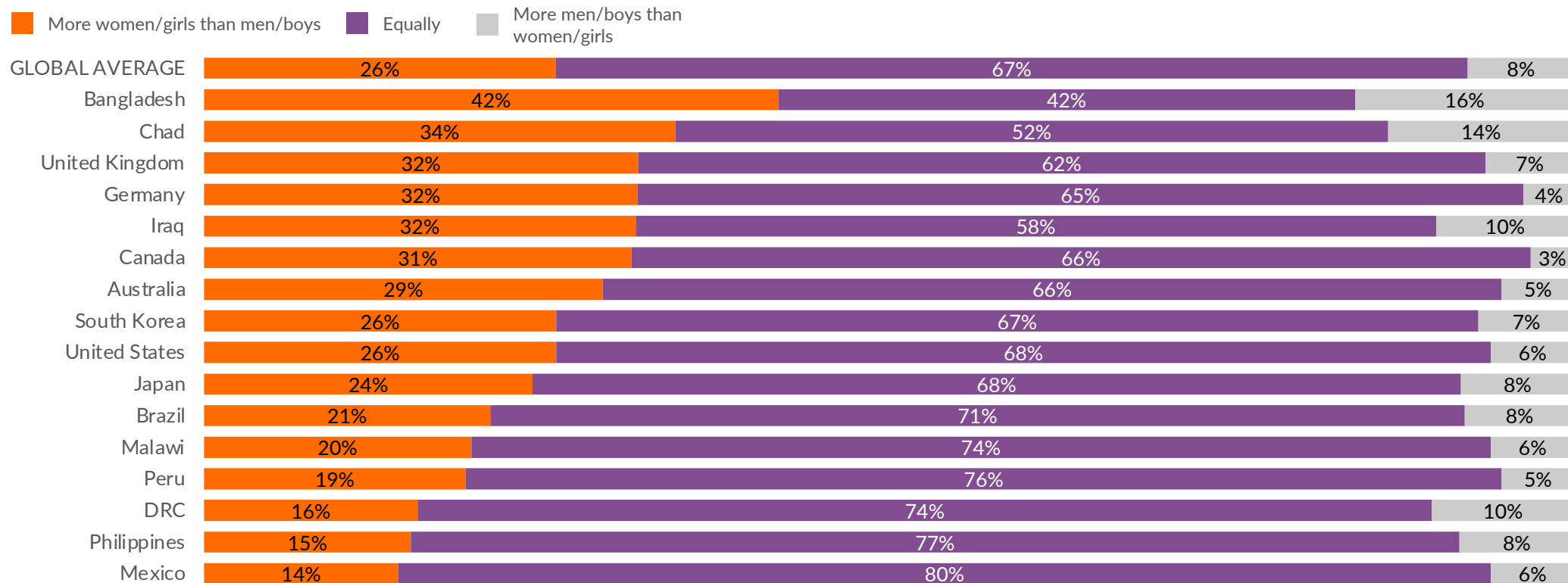
Countries in which over half underestimate the impact of poor nutrition are South Korea, Chad, Iraq and Bangladesh, although Canada, the UK, and the U.S follow close behind. The country least likely to underestimate is the DRC.

South Korea	77%	Philippines	43%
Chad	69%	Germany	42%
Iraq	69%	Australia	41%
Bangladesh	64%	Brazil	41%
Canada	48%	Mexico	35%
United Kingdom	47%	Peru	33%
United States	46%	Malawi	32%
Japan	45%	DRC	20%

Food insecurity disproportionately affects women but two thirds globally think men/boys and women/girls are affected equally

Among those who say one gender is affected more by hunger than another, a higher proportion overall say that it's women/girls rather than men/boys. Bangladesh has the most accurate results with the highest proportion of people believing more women/girls are affected, while Mexico and the Philippines are the least likely to know this.

Who Does Hunger Affect More?



Base: All respondents (n=14131).
 Q26. Do you think that hunger affects...
<https://www.fao.org/documents/card/en/c/cc3017en>

Those with younger children are more likely to have faced food insecurity in the past 30 days

Those with younger children are more concerned about children in their country going hungry and about child hunger and malnutrition in their families. This may be because they are more affected by food insecurity having worried about finding the money to buy food or been uncertain about where their next meal would come from.

Those with Children Aged 0 To 5 Years Are More Likely To...



Strongly Agree Too Many Children Are Going Hungry in Their Country



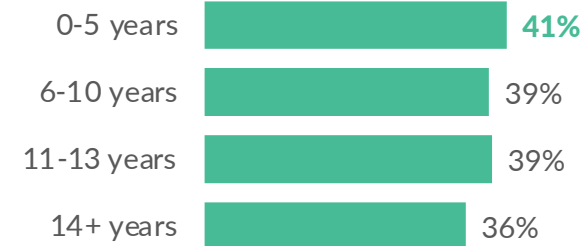
Be Very Concerned About Child Hunger and Malnutrition in Their Family



Have Worried About Finding The Money To Buy Food



Have Not Known Where Their Next Meal Would Come From



Q9. Thinking about your own country, to what extent do you agree or disagree with the statement “Too many children are going hungry in my country.” Base n=14131.

Q2. How concerned are you about child hunger and malnutrition in your family. Base n= 6013

Q20. In the past 30 days have you worried about finding the money to buy food for your family? All Respondents Excluding Don't Know/Prefer not to say. Base n=13491

Q20. In the past 30 days have you not known where your next meal will come from? All Respondents Excluding Don't Know/Prefer not to say. Base n=13282

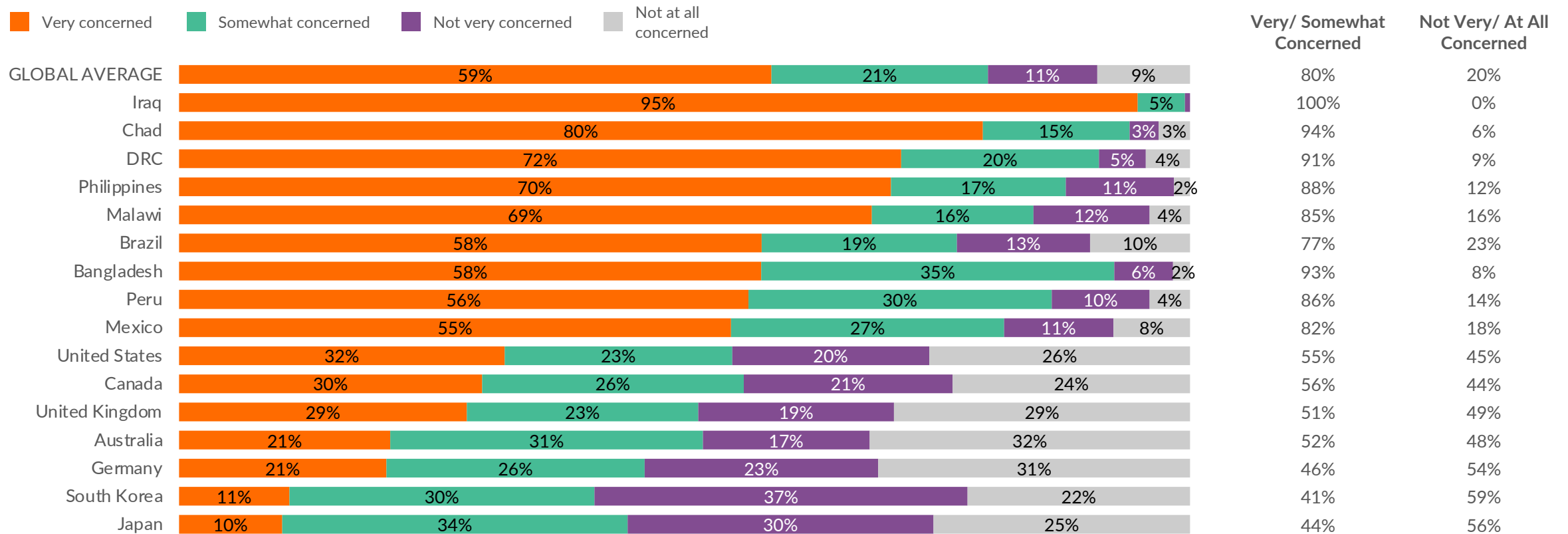
Struggling Families: Recent Experiences Of Hunger At Home

Globally, eight in ten are concerned about child hunger and malnutrition in their family; six in ten are very concerned



In nine of the sixteen countries surveyed, over half of citizens are very concerned about child hunger and malnutrition in their families, increasing to 95% in Iraq. While high-income countries are less likely to be very concerned about hunger and malnutrition in their families, still over half of citizens are very or somewhat concerned in Australia, the U.K., Canada and the U.S.

Concern about Child Hunger and Malnutrition in Your Family



Note: Data labels <2% not shown



Concern about hunger and malnutrition in the family impacted by age of child, country income and travel time to get food

Younger adults are more likely to be very concerned about child hunger and malnutrition in the family as well as those with younger children, who have to travel longer distances to get food and who are from a low-income country.



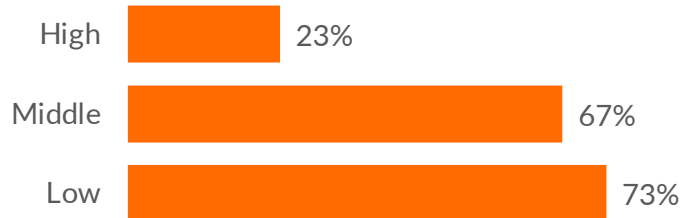
Age of Adult



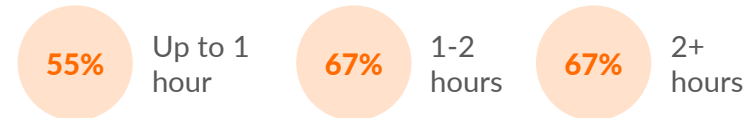
Age of Child



Country Income



Travel Round Trip to Get Food



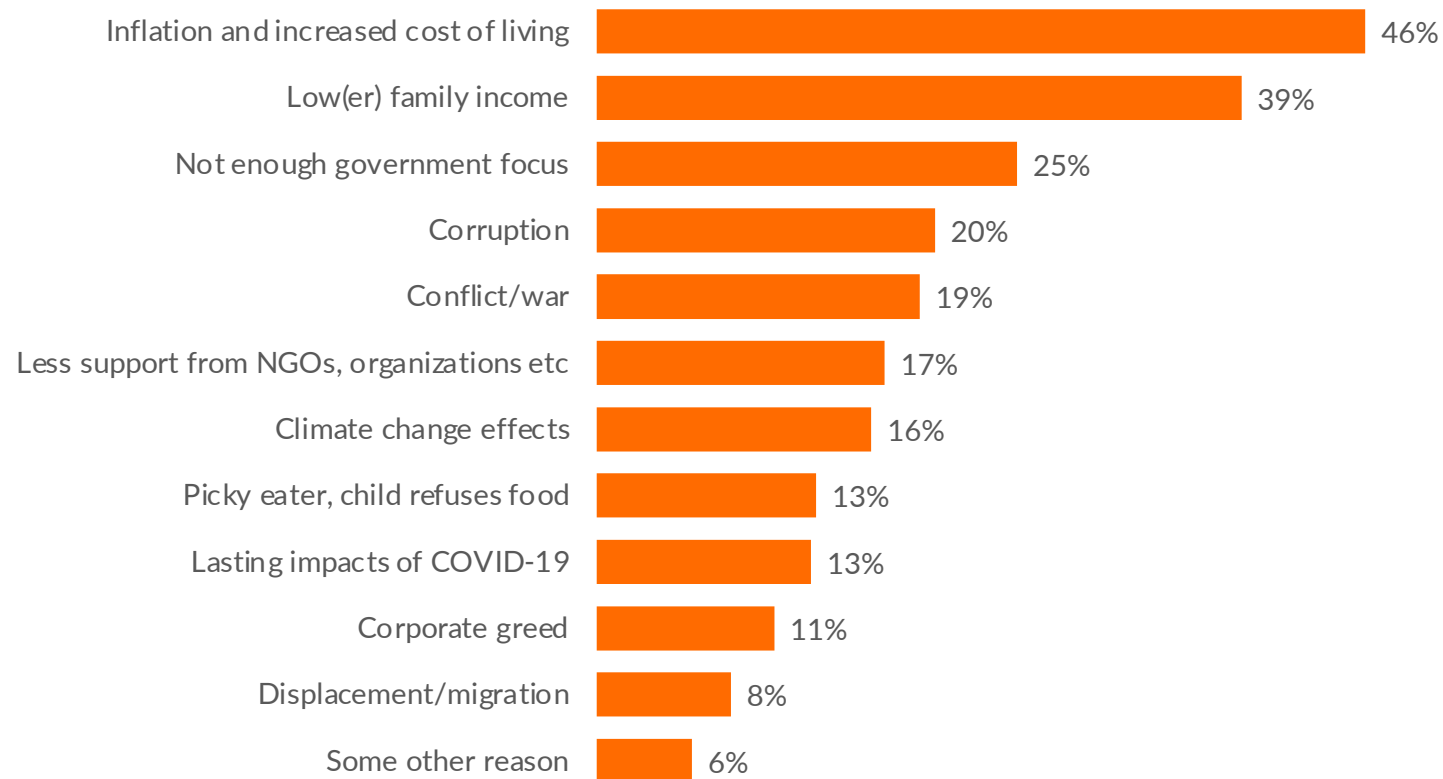
Base: If one or more children living in household (n=6013).

Q2. How concerned are you about child hunger and malnutrition in your family?

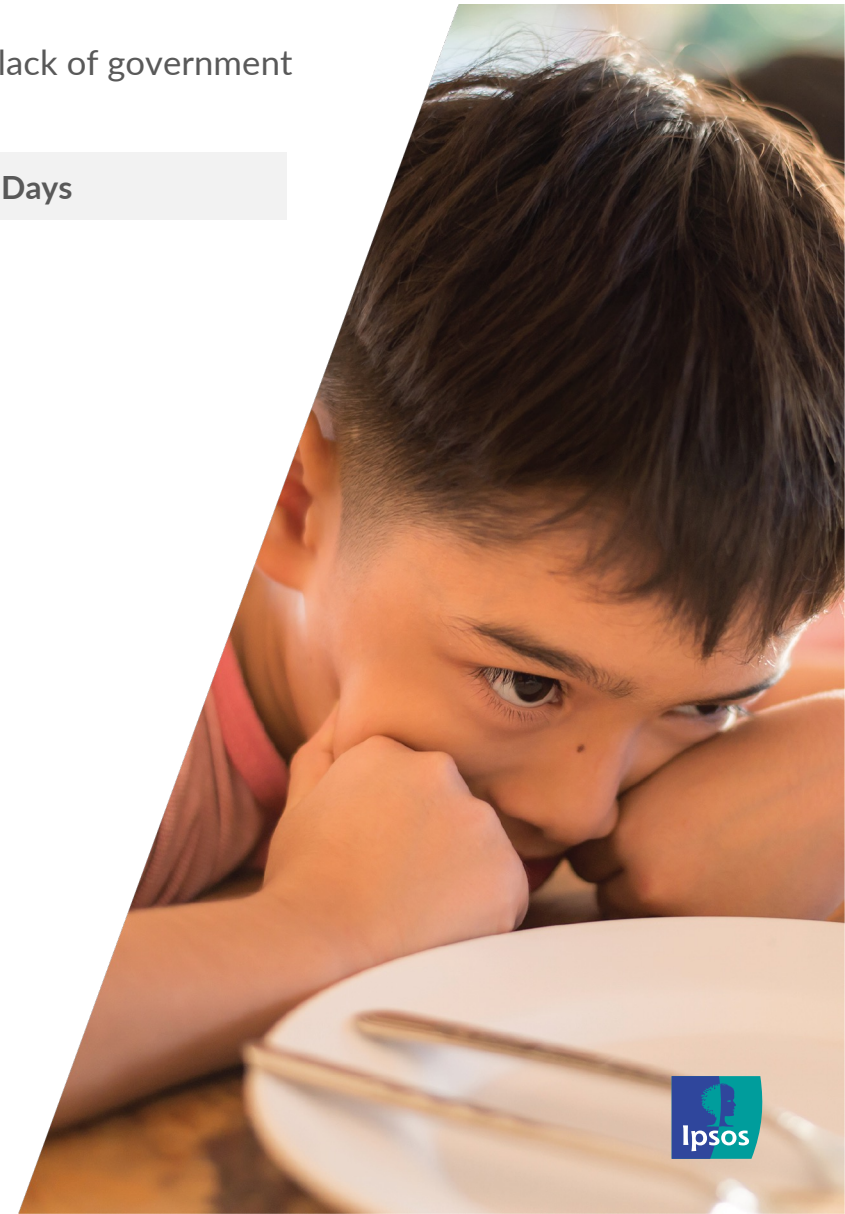
Almost half state the reason children in their family have gone to bed hungry in the past 30 days is due to inflation and the increased cost of living

Closely linked to this is lower family income, which was cited by four in 10, while one quarter believe that lack of government focus on the issue is a main cause of children going to bed hungry.

Main Causes of Hunger in Your Family – Among Those Whose Children Have Gone to Bed Hungry in the Past 30 Days



Base: If one or more children living in household and the child/children have gone to bed hungry in the past 30 days due to lack of availability of food. Excluding Don't know and Not Applicable 1% each (n=1067)
Q21. In your opinion, what are the main causes of child hunger in your family?

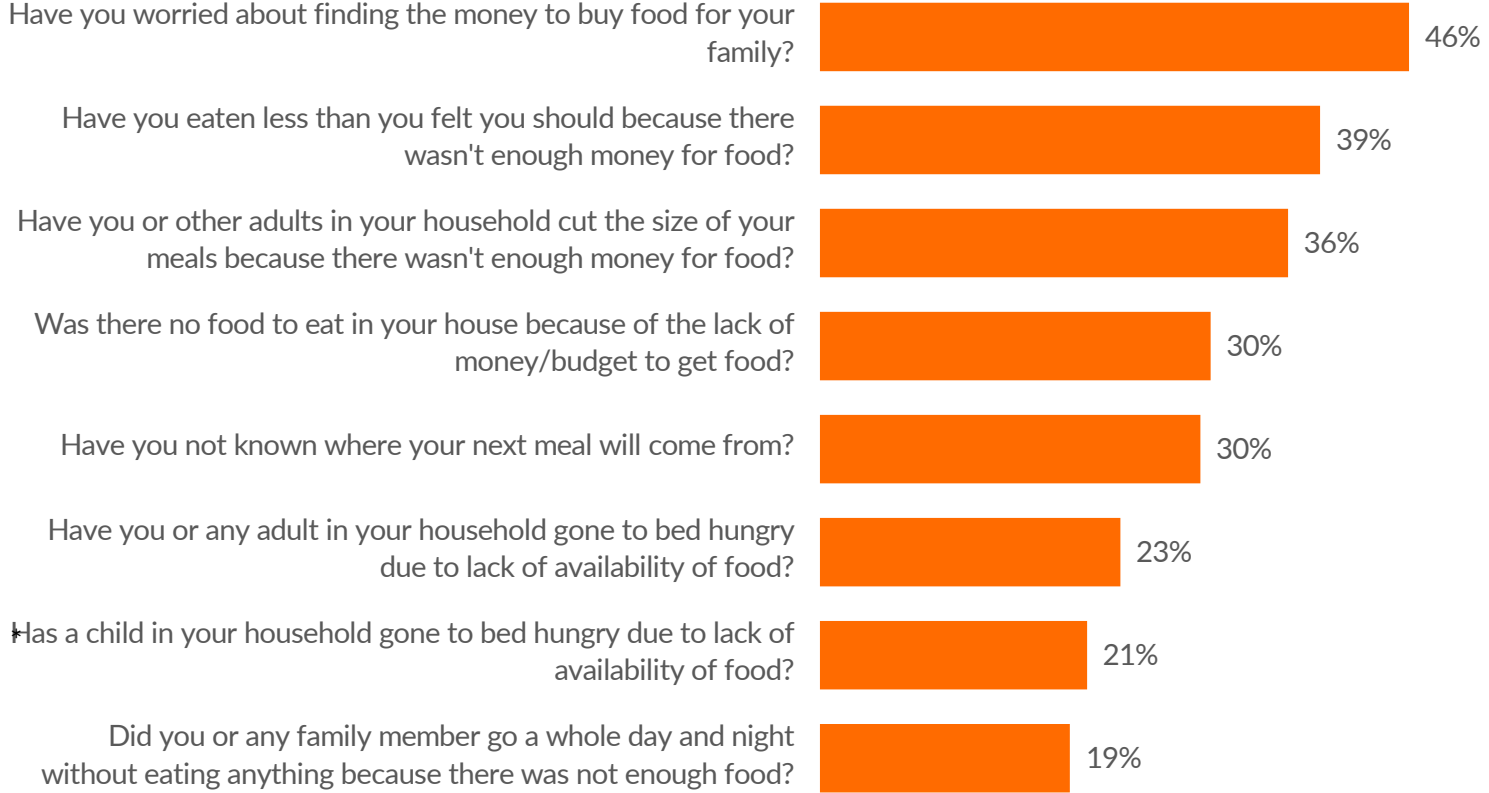


Food insecurity has impacted families in other ways; almost half have worried about finding the money to buy food



Almost four in 10 have eaten less than they should because there was not enough money for food, while three in 10 have not known where their next meal would come from, further decreasing the likelihood that children will get the nutrients they need.

In the Past 30 Days... (Yes | Global Average)




Almost half (46%) of global citizens have worried about finding the money to buy food for their family in the past 30 days

They are more likely to be people who travel further to get food, females, those from low-income countries and those with younger children.

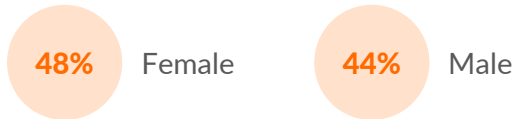
Worried About Finding the Money to Buy Food For Your Family in the Past 30 Days... (Global Average)



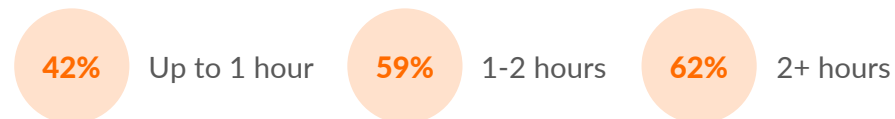
Age of Child



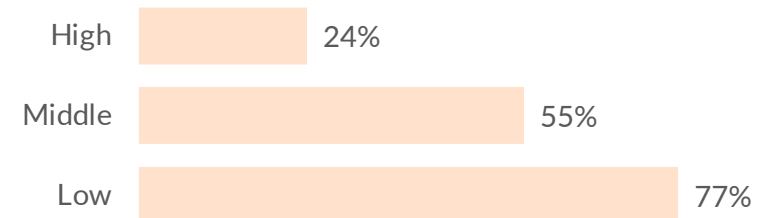
Gender of Adult



Travel Round Trip to Get Food



Country Income



Base: All respondents, excluding Don't Know and Prefer not to say (n=13491)

Q20. In the past 30 days have you worried about finding the money to buy food for your family?

One in five children have gone to bed hungry in the past 30 days due to lack of available food

These children are more likely to be the ones not receiving the nutrients they need on a daily basis. Higher among households with larger families, those who have to travel longer distances to buy food, and low-income countries.

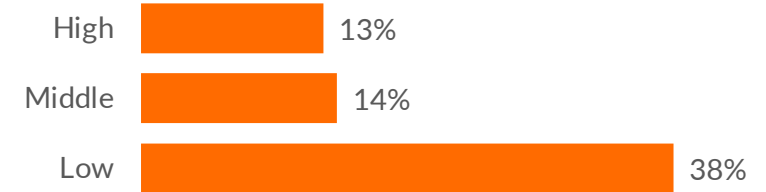
Has a Child in Your Household Gone to Bed Hungry Due to a Lack of Availability of Food in the Past 30 Days (Global Average)



Receiving proper nutrients every day



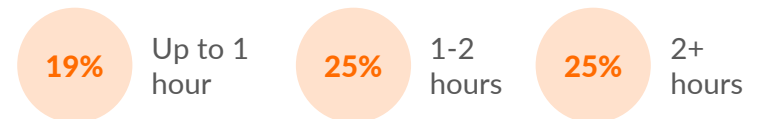
Country Income



Children in Household



Travel Round Trip to Get Food



Food insecurity in the past 30 days affecting lower-income countries

In Malawi 40% of children have gone to bed hungry, 31% in DRC and 34% in Bangladesh. In contrast, in South Korea this is 5% of children and in Australia 7%. Adults are also impacted, 30% not having food to eat in the house due to lack of money and 23% going to bed hungry due to lack of food. This is over half in Malawi and Chad but a quarter in Mexico, Peru and the Philippines.

In the Past 30 Days... (Yes | 1/2)

	Global Average	Australia	Bangladesh	Brazil	Canada	Chad	DRC	Germany	Iraq	Japan	Malawi	Mexico	Peru	Philippines	South Korea	United Kingdom	United States
Was there no food to eat in your house because of the lack of money/budget to get food?	30%	14%	41%	27%	18%	65%	58%	14%	17%	9%	66%	36%	35%	37%	10%	12%	22%
Have you not known where your next meal will come from?	30%	15%	54%	21%	17%	45%	55%	15%	23%	6%	65%	37%	36%	35%	9%	15%	23%
Have you or any adult in your household gone to bed hungry due to lack of availability of food?	23%	12%	29%	15%	14%	52%	47%	17%	8%	10%	55%	27%	26%	25%	5%	11%	19%
*Has a child in your household gone to bed hungry due to lack of availability of food?	21%	8%	24%	14%	12%	43%	31%	19%	7%	8%	40%	15%	11%	15%	5%	14%	18%
Did you or any family member go a whole day and night without eating anything because there was not enough food?	19%	9%	25%	22%	10%	44%	41%	10%	8%	5%	54%	20%	19%	16%	5%	8%	14%

Base: All respondents, excluding Don't Know and Prefer not to say (n=varies)
Q20. In the past 30 days...

39 | *Asked only if one or more children living in household .

Global citizens are struggling to put food on the table for themselves and for their children



Almost four in 10 adults have eaten less than they felt they should because there wasn't enough money for food in the past 30 days. Concern about finding the money to buy food is two in 10 in high-income countries, with 21% in the U.K, increasing to over three in 10 in the U.S.

In the Past 30 Days... (Yes | 2/2)

	Global Average	Australia	Bangladesh	Brazil	Canada	Chad	DRC	Germany	Iraq	Japan	Malawi	Mexico	Peru	Philippines	South Korea	United Kingdom	United States
Have you worried about finding the money to buy food for your family?	46%	25%	67%	46%	31%	84%	72%	22%	33%	18%	76%	55%	63%	66%	16%	21%	34%
*Has a child in your household been provided a school meal?	40%	40%	49%	68%	30%	32%	21%	57%	4%	70%	61%	29%	35%	54%	69%	45%	64%
Have you eaten less than you felt you should because there wasn't enough money for food?	39%	22%	67%	26%	25%	73%	72%	19%	17%	12%	73%	46%	52%	51%	14%	18%	30%
Have you or other adults in your household cut the size of your meals because there wasn't enough money for food?	36%	23%	54%	26%	23%	71%	66%	20%	16%	13%	71%	44%	49%	46%	10%	18%	29%

Base: All respondents, excluding Don't Know and Prefer not to say (n=varies)
Q20. In the past 30 days...

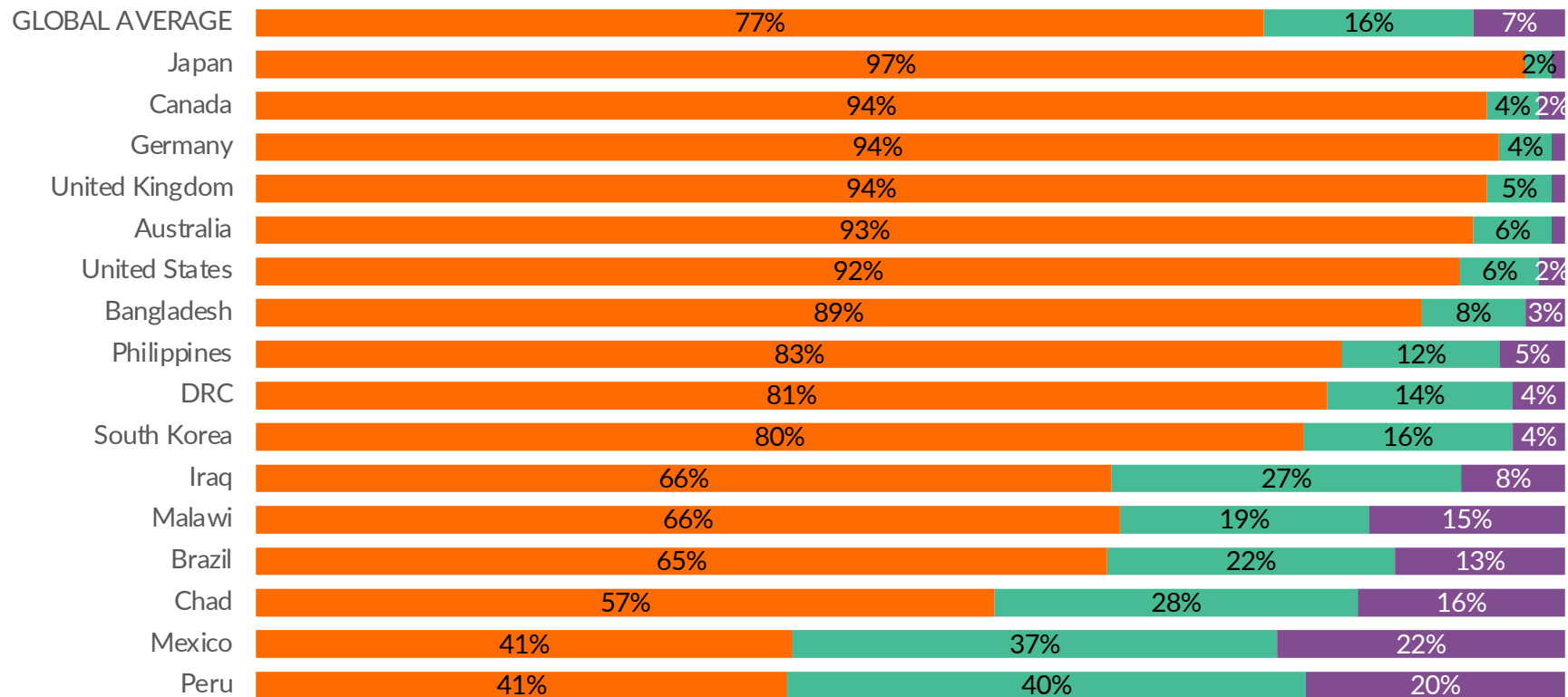
*Asked only if one or more children living in household

Those who travel longer to get food are more likely to worry about finding money to buy food

7% of global citizens travel over 2 hours in total to get food. Longer round trips are taken in Mexico and Peru, where one in five travel over 2 hours to get food compared to high-income countries such as Japan and Canada where nine in ten travel less than an hour to get food.

Total Journey Time to Get Food

Up to 1 hour 1-2 hours Over 2 hours



Note: Data labels <2% not shown

Base: All respondents (n=14131)

Q16. How far, in minutes, do you have to go to get food for you and your family?



Those who travel over an hour are more likely to:

Have worried about finding the money to buy food for their family

42%

59%

62%

<1 hour

1-2 hours

2+ hours

Not have known where their next meal will come from

27%

38%

39%

<1 hour

1-2 hours

2+ hours

Six in ten of those with children say their children have not had a school meal in the past 30 days and are more likely to say their kids are not getting the proper nutrients.

Higher-income countries are more likely to provide school meals, not lower-income countries where the need is most evident. Strong majorities agree that having food during the school day is important and that government should fund school meals.


Importance of Food During School Day

VERY + FAIRLY IMPORTANT



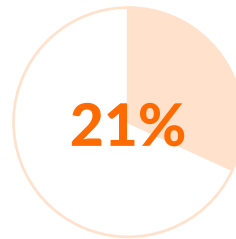
Our Government Should Fund School Meals

STRONGLY + SOMEWHAT AGREE

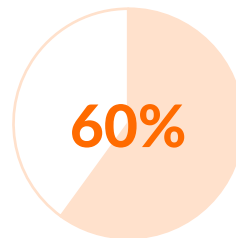


In the Past 30 Days...

YES

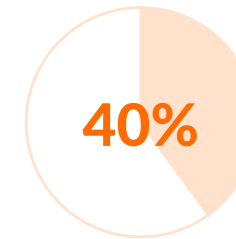


of those with children in their household say a child in their household has gone to bed hungry due to lack of available food



of those with children say their children have NOT been provided a school meal

Children Receive Proper Nutrients and school meals



Of those whose children have not received a school meal in the past 30 days say their children are not getting the proper nutrients they need daily

School meals provided

Country Income



Base: All respondents (n=14131), if one or more children living in household (n=varies)

Q8. How important do you think it is for children to have something to eat during the school day? Q9. Thinking about your own country, to what extent do you agree or disagree with the statement our government should fund school meals for children? Q6. Do you think children get the proper nutrients they need every day...in your family? Q20. In the past 30 days has a child in your household been provided a school meal If one or more children living in household. Has a child in your household gone to bed hungry due to lack of availability of food? Excluding Don't Know/Prefer not to say. Base: 5791.

While the impact of conflict and war is seen as the leading cause of hunger globally, the impact of inflation and increased cost of living is a close second

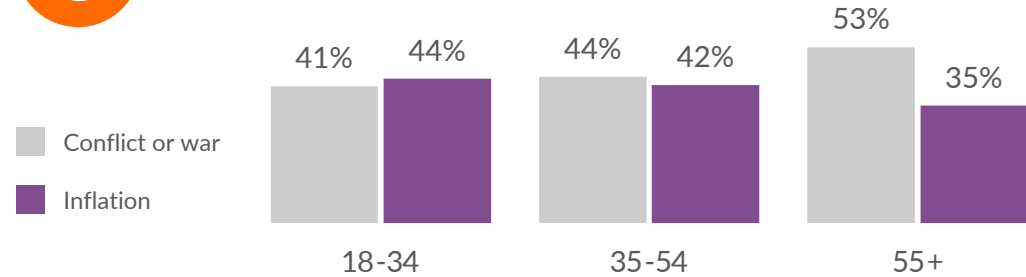
Younger adults and those with no children in their household see conflict/war as the main issue while those with children and older adults are more likely to see inflation as the main issue. Generational differences show Boomers citing conflict or war, followed by Gen X, while Millennials and Gen Z think the main cause is inflation.



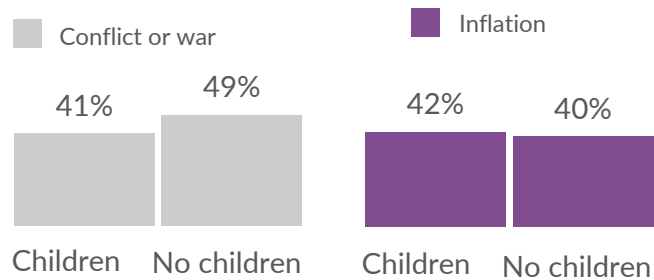
Main Causes of Hunger Globally



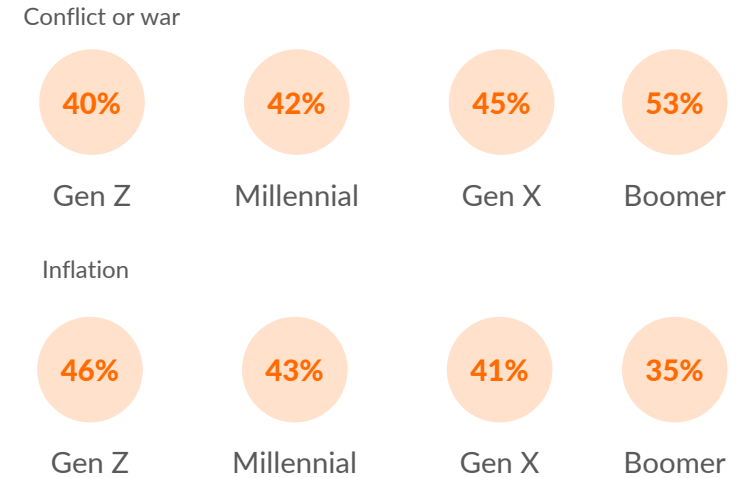
Age of Adult



Children in Household



Generation



Base: All respondents (n=14131)

Q5. In your opinion, what are the main causes of child hunger globally?

The government plays a role in the top 3 reasons cited for child hunger by country



Inflation and increased cost of living is cited as the main reason for child hunger in 11 of the 16 countries, followed closely by not enough government focus on ending hunger in some low-income countries and corruption in Peru. The governments' role in the main causes of child hunger is evident in the top 3 main reasons.

Main Causes of Child Hunger in Your Country

	Global Average	Australia	Bangladesh	Brazil	Canada	Chad	DRC	Germany	Iraq	Japan	Malawi	Mexico	Peru	Philippines	South Korea	United Kingdom	United States
Inflation and increased cost of living	55%	66%	70%	44%	69%	39%	49%	56%	51%	48%	52%	55%	51%	66%	43%	66%	57%
Not enough government focus	37%	25%	34%	37%	25%	45%	58%	27%	50%	27%	25%	43%	51%	46%	35%	31%	27%
Corruption	28%	12%	46%	51%	16%	17%	22%	10%	33%	5%	27%	41%	57%	63%	10%	15%	21%
Lasting impacts of COVID-19	16%	16%	21%	19%	17%	12%	12%	13%	4%	16%	14%	15%	18%	28%	18%	18%	19%
Corporate greed	16%	19%	13%	25%	24%	7%	15%	18%	4%	8%	4%	21%	19%	25%	8%	21%	24%
Conflict/War	14%	5%	10%	9%	7%	32%	44%	15%	35%	4%	5%	10%	10%	10%	8%	10%	8%
Climate change effects	13%	11%	24%	10%	11%	21%	9%	10%	3%	8%	33%	9%	12%	18%	11%	10%	12%
Less support from NGOs, organizations etc.	11%	7%	16%	13%	6%	12%	23%	7%	4%	5%	12%	14%	12%	27%	6%	8%	9%
Displacement/Migration	10%	6%	5%	11%	11%	7%	12%	14%	9%	3%	2%	19%	21%	8%	5%	9%	15%
Some other reason	6%	6%	5%	3%	5%	4%	11%	6%	4%	9%	4%	3%	2%	9%	3%	8%	6%
Don't know	3%	6%	1%	1%	6%	1%	1%	6%	1%	12%	0%	1%	0%	1%	6%	4%	6%
Not applicable	2%	3%	0%	-	1%	-	-	8%	0%	11%	-	0%	-	0%	6%	2%	2%

Base: All respondents (n=14131)



Taking Action: Responsibility, Trust and Individual Behaviour

Over 80% agree that we have enough food in the world for everyone if we share, but only a third think child hunger will be eliminated by 2030. Most believe the Sustainable Development Goal of Zero Hunger will not be met by 2030.

Low-income countries who are the most affected are also more likely to be optimistic that child hunger will be eliminated in their country and around the world by 2030, as are young people.



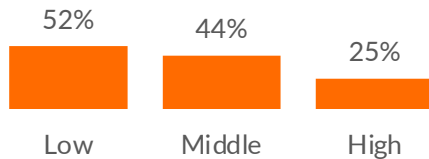
37%

think child hunger will be eliminated in their **country** by 2030.

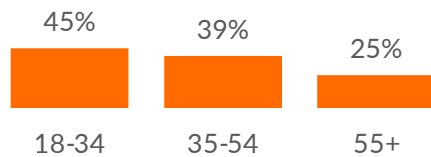
(strongly + somewhat agree)



Country Income



Age of Adult



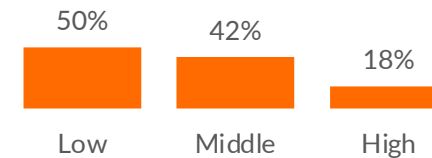
33%

think child hunger will be eliminated **globally** by 2030.

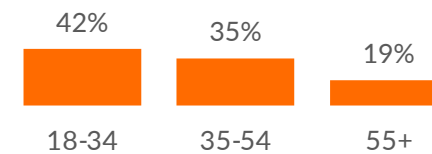
(strongly + somewhat agree)



Country Income



Age of Adult



Base: All respondents (n=14131)

Q23. Thinking of your values and/or religious beliefs, to what extent do you agree or disagree with the following? I believe we have enough food in the world for everyone if we share.

Q9. Thinking about your own country, to what extent do you agree or disagree with the following statements? Child hunger will be eliminated in my country by 2030.

Child hunger will be eliminated globally by 2030. [SDG: https://www.undp.org/sustainable-development-goals/zero-hunger](https://www.undp.org/sustainable-development-goals/zero-hunger)

The future of child hunger is not promising in most countries



Bangladesh, Chad and the DRC are the most optimistic that hunger will be eliminated by 2030 in their country and globally, although their citizens are also some of the most likely to say there are too many children going hungry in their country.

In contrast, Japan, one of the least likely countries to think children are going hungry in their country is also the least optimistic about child hunger being eliminated in their country by 2030. Only 9% of Japanese citizens believe hunger will be eliminated globally, the lowest of all countries surveyed.

Thinking About Your Own Country, Do you Agree... (Strongly + Somewhat Agree)

	Global Average	Australia	Bangladesh	Brazil	Canada	Chad	DRC	Germany	Iraq	Japan	Malawi	Mexico	Peru	Philippines	South Korea	United Kingdom	United States
Too many children are going hungry in my country.	74%	55%	90%	92%	68%	92%	97%	44%	91%	19%	96%	87%	93%	88%	24%	66%	75%
Child hunger will be eliminated in my country by 2030.	37%	23%	69%	39%	18%	64%	59%	30%	38%	17%	32%	36%	33%	48%	39%	26%	23%
Child hunger will be eliminated globally by 2030.	33%	17%	69%	36%	17%	63%	56%	16%	34%	9%	30%	33%	33%	48%	28%	21%	21%

Base: All respondents (n=14131)

Q9. Thinking about your own country, to what extent do you agree or disagree with the following statements?

SDG: <https://www.undp.org/sustainable-development-goals/zero-hunger>



Global perceptions are that governments are not doing enough to fight child hunger, malnutrition, nor to help struggling families

While almost nine in ten agree that we all have a responsibility to end world hunger, the government is seen as the most responsible and trusted to solve the global hunger crisis. However, they are also seen to be failing in this area. The second main cause of hunger in the family is not enough government focus and the majority of global citizens think the government isn't doing enough globally nor in their country to ensure food security.

Thinking of Your Values or Beliefs...

STRONGLY + SOMEWHAT AGREE



89%

agree that we all have a responsibility to end world hunger

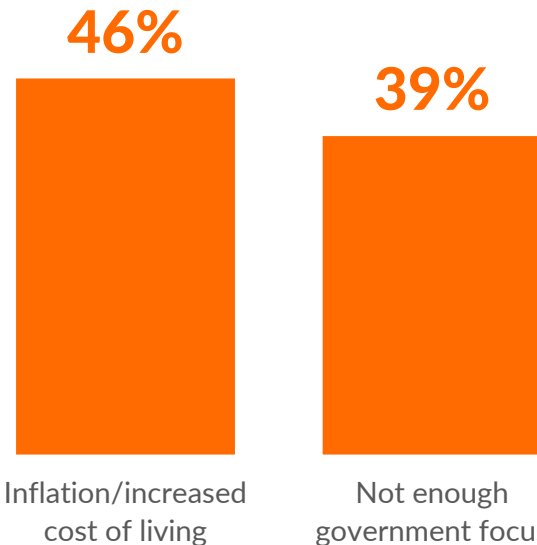


84%

agree we have enough food in the world for everyone if we share

Main Causes of Child Hunger in Family

TOP 2



Thinking About Your Own Country...

STRONGLY + SOMEWHAT AGREE

75%

agree our government isn't doing enough to support families struggling in my country

71%

agree our government isn't doing enough to end child malnutrition

69%

agree our government isn't doing enough to solve the global hunger crisis

Q23. Thinking of your values and/or religious beliefs, to what extent do you agree or disagree with the following? I believe we have enough food in the world for everyone if we share. All respondents excluding Don't know Base: 13399. We all have a responsibility to end world hunger. excluding Don't know. Base: 13542.

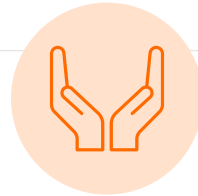
Q21. In your opinion, what are the main causes of child hunger in your family? Base: If one or more children living in household and the child/children have gone to bed hungry in the last 30 days due to lack of availability of food, n=1067. Q9. Thinking about your own country, to what extent do you agree or disagree with the following statements? Base: 14131. *Q9 Government statements not asked in Iraq.

Governments hold the most responsibility for solving child hunger

Globally, citizens think governments are the most responsible for solving child hunger and trust them the most to solve it. Parents/guardians are the second most responsible for solving child hunger and second most trusted to do so. Organizations and agencies such as the United Nations and NGOs are third most responsible and trusted.

Responsibility for Solving Child Hunger

GLOBAL AVERAGE



68%

Governments

TOP 1

48%

Parents or guardians

TOP 2

34%

Organizations/
agencies

TOP 3

Trust in Solving Child Hunger

GLOBAL AVERAGE



40%

Governments

TOP 1

37%

Parents or guardians

TOP 2

29%

Organizations/
agencies

NGOs/nonprofit
/charities

TOP 3

Base: All respondents (n=14131)

Q10. Who, if anyone, do you think is responsible for solving child hunger?

Q11. Who, if anyone, do you trust to solve child hunger?

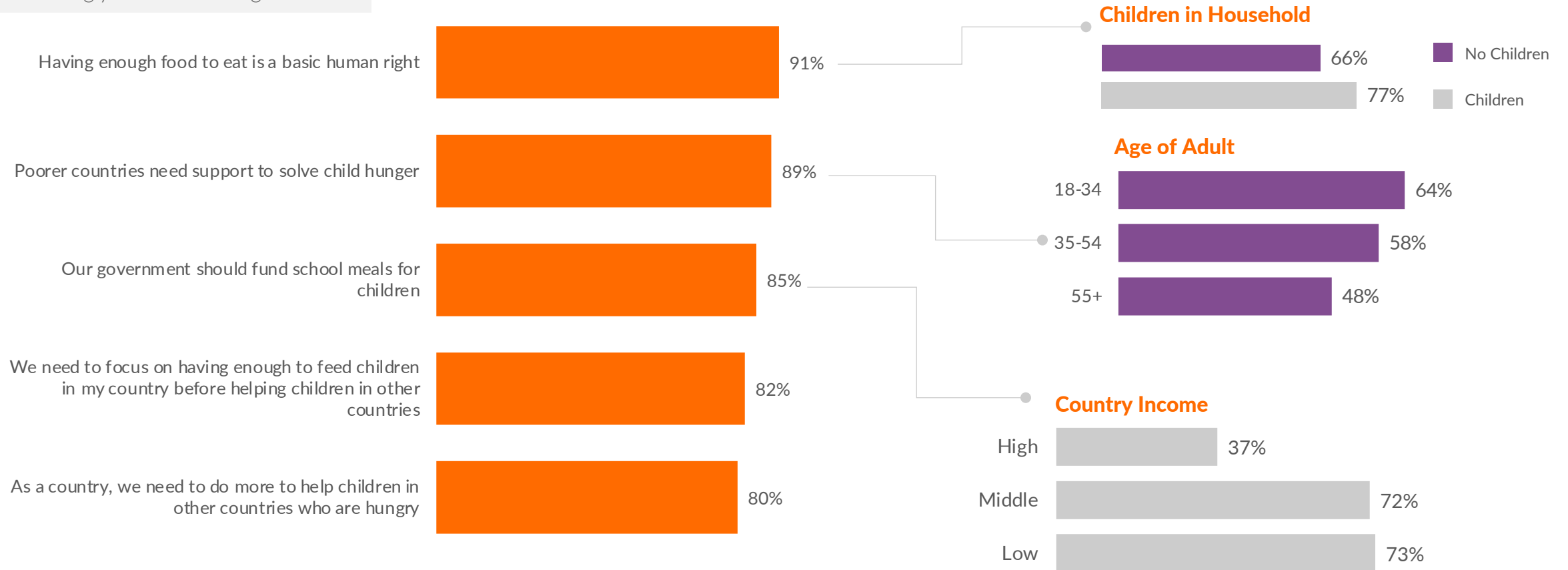
High global agreement on a different measures of responsibility and justice at a country and global level

Those with children are more likely to see having food as a basic human right, younger people strongly agree that poorer countries need support, while seven in 10 of those in low- and middle-income countries think the government should fund school meals.

Thinking about your own country, to what extent do you agree or disagree with the following statements...

% Strongly Agree

% Strongly + Somewhat Agree



Base: All respondents (n=14131)

Those who think their country should be doing more to help other countries who are hungry are also the ones who think they need to focus on having enough for children in their own country before helping others

Over 80% globally agree that we have enough food for everyone if we share, that their country needs to do more to help other countries but also that focus should be on children in their country first. Those from low-income countries and with children are more likely to agree that their country needs to do more to help other countries but also that the focus should be on feeding children in their country first.

% Strongly Agree

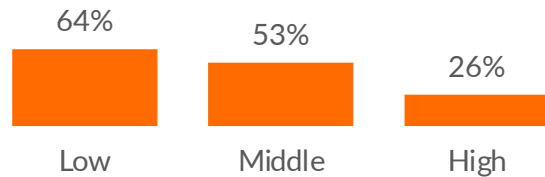


43%

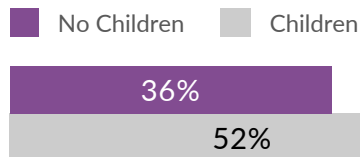
Strongly agree that as a country we need to do more to help children in other countries who are hungry. **80% strongly or somewhat agree.**



Country Income



Children in Household

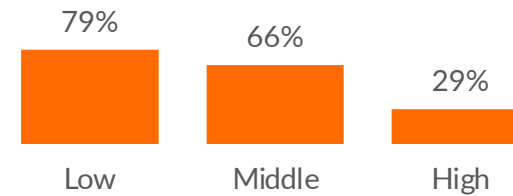


52%

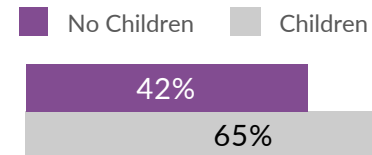
Strongly agree we need to focus on having enough to feed children in my country before helping children in other countries. **82% strongly or somewhat agree.**



Country Income



Children in Household



Base: All respondents (n=14131)

Q23. Thinking of your values and/or religious beliefs, to what extent do you agree or disagree with the following? We have enough food in the world for everyone if we share

Q9. Thinking about your own country, to what extent do you agree or disagree with the following statements?

Strong support for taking action, both domestically and abroad



Strong majorities in all countries agree that having enough food to eat is a basic human right, that poorer countries need support to solve child hunger, that one's government should fund school meals, and that countries should do more to help other countries who are hungry. However, majorities also agree that one should focus on their own country first before helping children in other countries.

Thinking About Your Own Country, Do you Agree... (Strongly + Somewhat Agree)

	Global Average	Australia	Bangladesh	Brazil	Canada	Chad	DRC	Germany	Iraq	Japan	Malawi	Mexico	Peru	Philippines	South Korea	United Kingdom	United States
Having enough food to eat is a basic human right	91%	90%	93%	92%	90%	94%	98%	87%	100%	86%	95%	93%	96%	96%	81%	88%	85%
Poorer countries need support to solve child hunger	89%	83%	93%	93%	84%	88%	94%	83%	97%	80%	93%	92%	95%	96%	80%	84%	83%
Our government should fund school meals for children	85%	69%	93%	93%	76%	92%	84%	79%	100%	65%	88%	91%	93%	95%	80%	78%	83%
We need to focus on having enough to feed children in my country before helping children in other countries	82%	71%	91%	88%	73%	90%	94%	64%	99%	59%	93%	90%	89%	93%	74%	69%	77%
As a country, we need to do more to help children in other countries who are hungry	80%	73%	91%	87%	74%	85%	82%	69%	82%	70%	80%	88%	87%	89%	72%	74%	73%

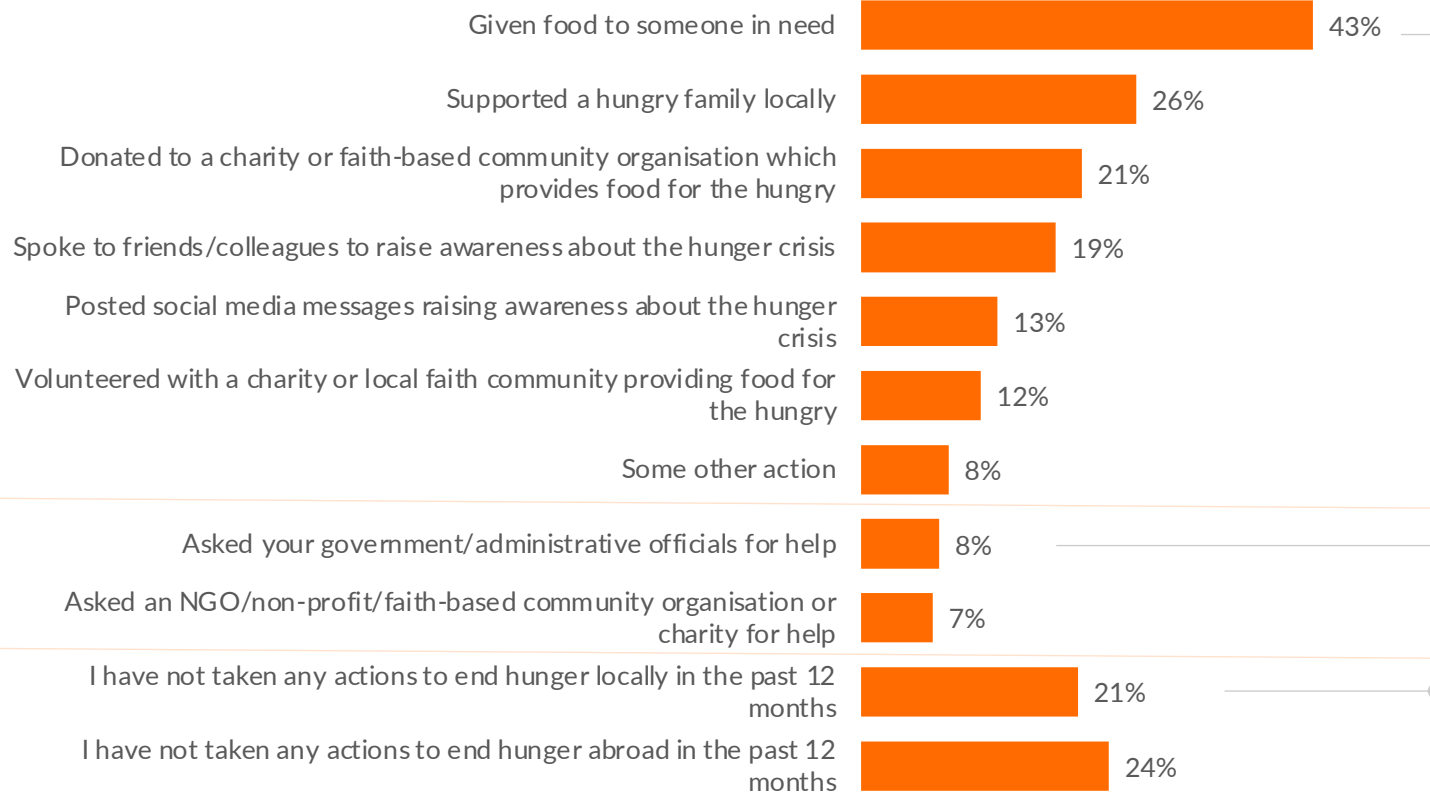
Base: All respondents (n=14131)



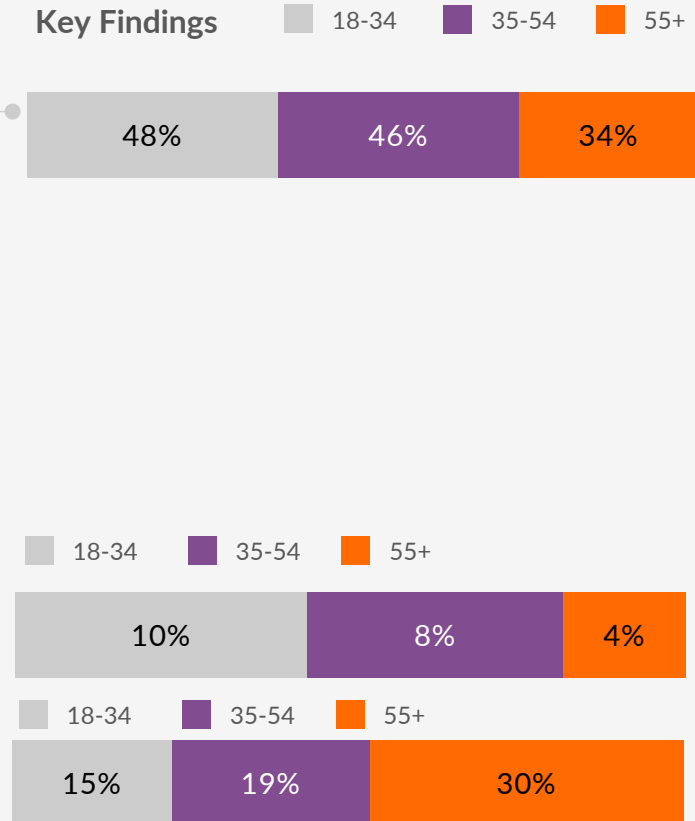
Four in ten have given food to someone in need in the last 12 months, particularly among younger people who are also the most likely to have asked for help from government officials

One in five have donated to charity in the last 12 months, but the same proportion have not taken any action to end hunger locally nor globally.

In the past 12 months, have you done any of the following?



Key Findings



Base: All respondents (n=14131)

Food plays a big role in the values and beliefs of global citizens

Use of the land, healthy eating and advocating for justice (including the right to food) are globally supported.

Thinking of Your Values/Beliefs Do you Agree...



These beliefs/values are central to all countries surveyed



Globally, there is high agreement that the land should be cultivated in a sustainable way and that advocating for the right to sustainable food is key. Ultimately, most (89%) global citizens firmly believe that we all have a responsibility to end world hunger.

Thinking about Your Values or Religious Beliefs, Do You Agree... (Strongly + Somewhat Agree)

	Global Average	Australia	Bangladesh	Brazil	Canada	Chad	DRC	Germany	Iraq	Japan	Malawi	Mexico	Peru	Philippines	South Korea	United Kingdom	United States
Ensuring the planet/land is cultivated in a sustainable way to ensure food for now and future generations is a component of my values/ beliefs	92%	92%	94%	95%	93%	96%	95%	86%	100%	74%	88%	96%	97%	98%	77%	89%	91%
Eating a healthy, balanced diet is an important aspect of my values/beliefs	92%	90%	95%	93%	90%	97%	96%	87%	98%	85%	96%	92%	92%	97%	78%	90%	87%
Advocating for justice—including the right to healthy, sustainable food—is key to my values or beliefs	90%	86%	94%	94%	88%	94%	94%	87%	98%	75%	97%	94%	96%	97%	77%	85%	87%
Sharing food with others and taking care of one another is a central value for me/my beliefs	90%	86%	94%	93%	90%	97%	97%	85%	100%	74%	95%	92%	95%	96%	68%	84%	89%
Caring for children is a top priority in my community, according to my values/ beliefs	89%	86%	90%	90%	88%	98%	97%	83%	99%	69%	97%	94%	96%	95%	67%	86%	90%
We all have a responsibility to end world hunger	89%	85%	95%	91%	85%	97%	93%	78%	97%	74%	97%	90%	93%	97%	77%	86%	84%
I believe we have enough food in the world for everyone if we share	84%	83%	94%	87%	82%	86%	90%	82%	99%	71%	79%	83%	82%	91%	65%	85%	83%
Food is an important part of my community's traditions or religious celebrations	81%	72%	89%	89%	77%	89%	89%	69%	95%	45%	93%	83%	86%	97%	51%	72%	82%



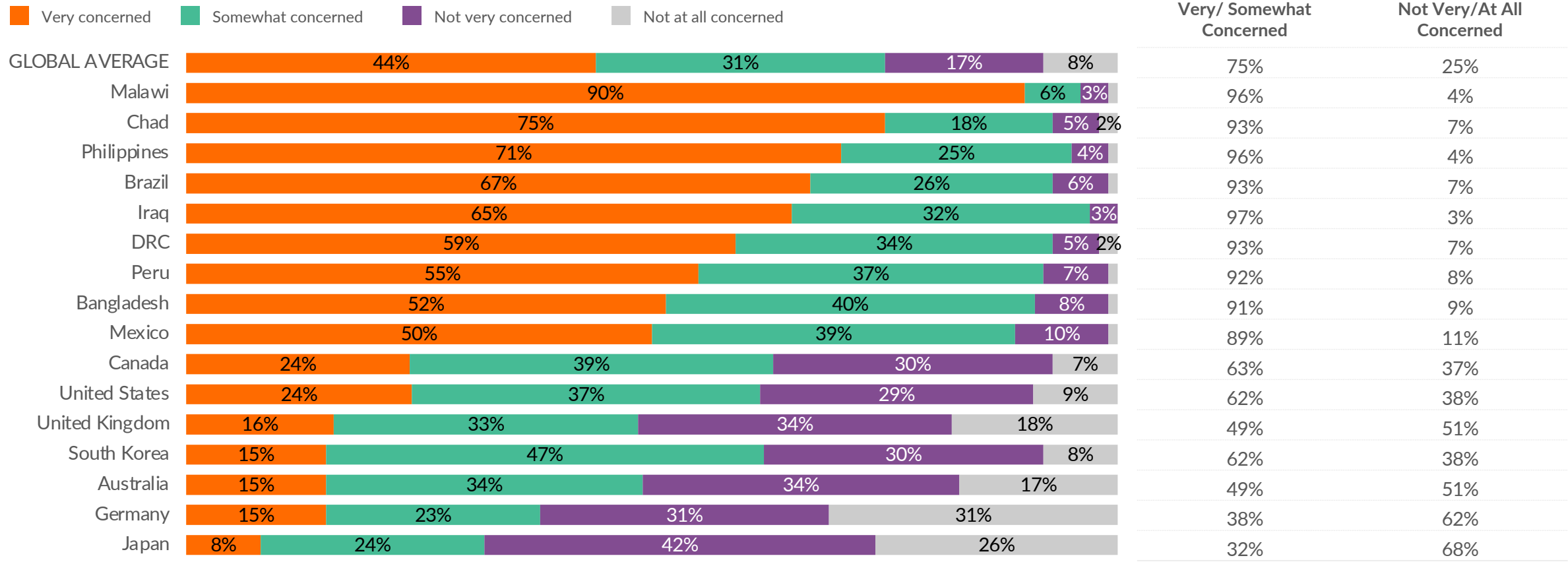
Appendix



Concern about Child Hunger and Malnutrition (by Country)

Similarly, those in low- and middle-income countries are more concerned about child hunger in their communities than high-income countries. Those in Malawi are most concerned, with 90% saying they are “very concerned.”

Concern about Child Hunger and Malnutrition in Your Community



Note: Data labels <2% not shown

Base: All respondents (n=14131)

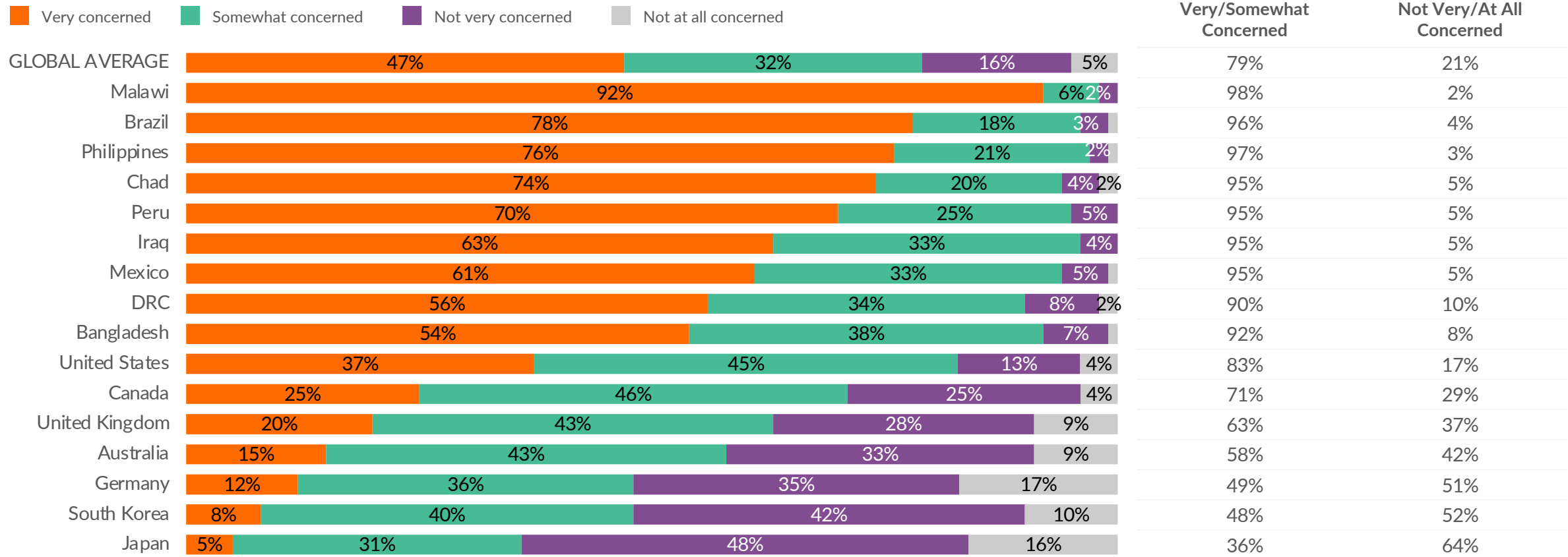
Q2. How concerned are you about child hunger and malnutrition in your community?

Concern about Child Hunger and Malnutrition, Country (by Country)



When extended to one's country, concern tends to grow: while regional trends comparing low-, middle- and high-income countries remain, overall concern for child hunger within one's country tends to be higher than for one's family or community.

Concern about Child Hunger and Malnutrition in Your Country



Note: Data labels <2% not shown

Base: All respondents (n=14131)

Q2. How concerned are you about child hunger and malnutrition in your country?

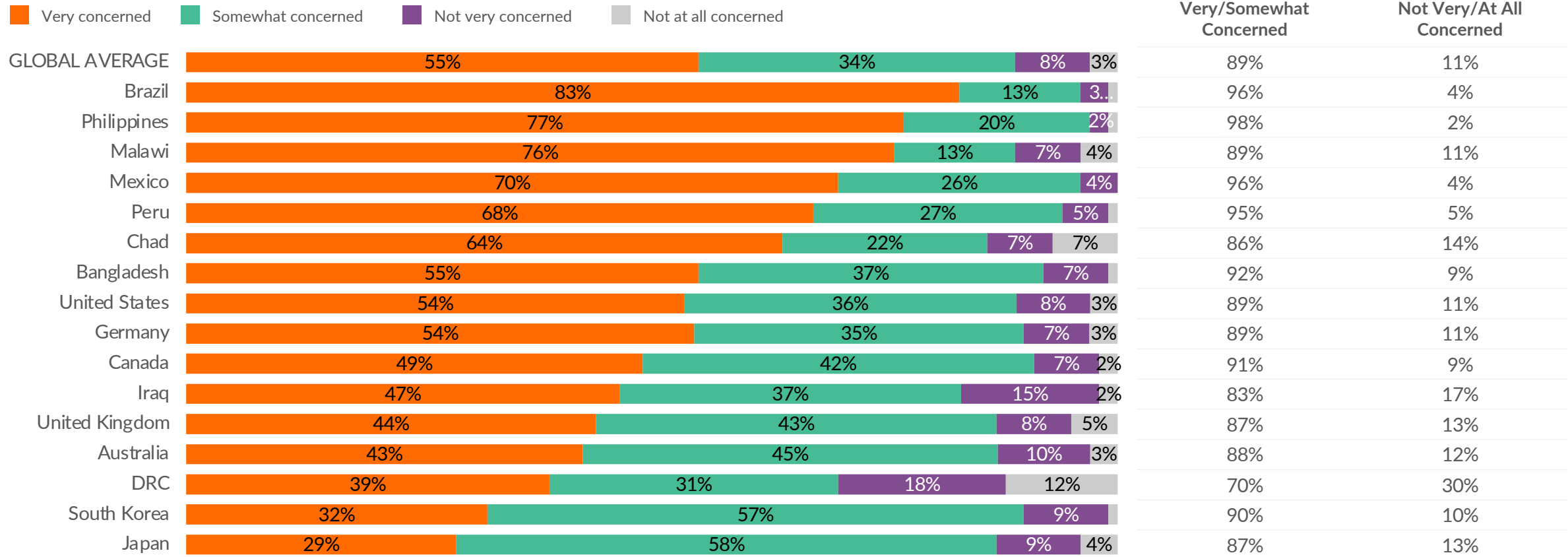


Concern about Child Hunger and Malnutrition, Globally (by Country)



Regardless of region in the world, concern about child hunger and malnutrition globally is high, ranging from 87% in Japan to 98% in the Philippines.

Concern about Child Hunger and Malnutrition Globally



Note: Data labels <2% not shown

Base: All respondents (n=14131)

Q2. How concerned are you about child hunger and malnutrition globally?



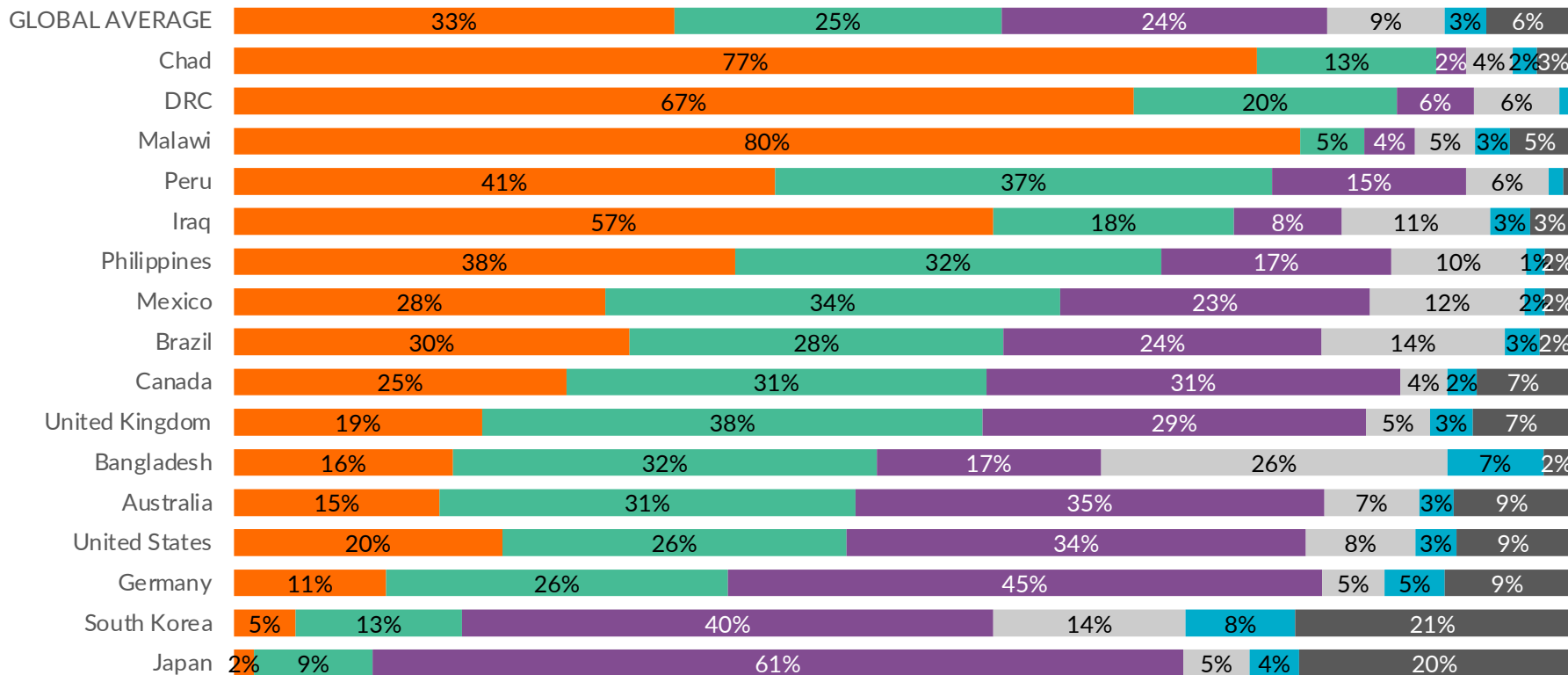
Perceptions of Child Hunger vs. 1 Year Ago, Community (by Country)



The portion in each country who thinks there is more child hunger in their community now vs. one year ago ranges from 90% in Chad to 10% in Japan.

Perceptions of Child Hunger vs. 1 Year Ago in Your Community (1/3)

■ A lot more
 ■ A little more
 ■ The same amount
 ■ A little less
 ■ A lot less
 ■ Don't know



A Lot/Little More A Little/Lot Less

Country	A Lot/Little More	A Little/Lot Less
GLOBAL AVERAGE	58%	12%
Chad	90%	5%
DRC	87%	7%
Malawi	85%	7%
Peru	78%	7%
Iraq	75%	14%
Philippines	69%	12%
Mexico	62%	13%
Brazil	58%	16%
Canada	56%	6%
United Kingdom	56%	8%
Bangladesh	48%	33%
Australia	47%	10%
United States	46%	11%
Germany	37%	9%
South Korea	17%	23%
Japan	10%	9%

Note: Data labels <2% not shown

Base: All respondents (n=14131)

Q3. Compared to 1 year ago do you think more or fewer children are going hungry in your community?



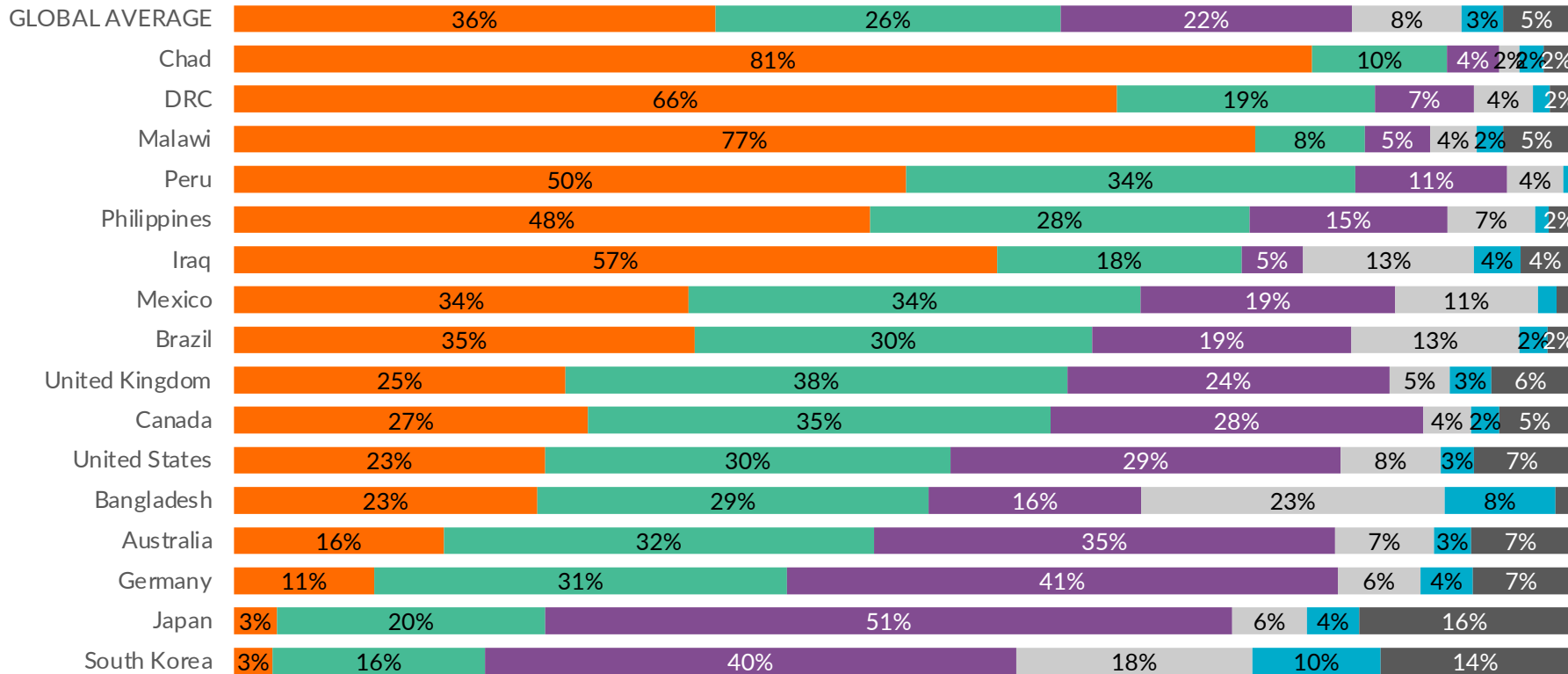
Perceptions of Child Hunger vs. 1 Year Ago, Country (by Country)



In most countries, a majority think there is more child hunger in their country now compared to one year ago. Levels of concerns are generally higher in low- and middle-income countries.

Perceptions of Child Hunger vs. 1 Year Ago in Your Country (2/3)

■ A lot more
 ■ A little more
 ■ The same amount
 ■ A little less
 ■ A lot less
 ■ Don't know



A Lot/Little More A Little/Lot Less

Country	A Lot/Little More	A Little/Lot Less
GLOBAL AVERAGE	62%	11%
Chad	91%	3%
DRC	85%	6%
Malawi	85%	5%
Peru	84%	5%
Philippines	76%	8%
Iraq	75%	16%
Mexico	68%	12%
Brazil	64%	15%
United Kingdom	62%	8%
Canada	61%	6%
United States	54%	10%
Bangladesh	52%	31%
Australia	48%	10%
Germany	41%	10%
Japan	23%	10%
South Korea	19%	27%

Note: Data labels <2% not shown

Base: All respondents (n=14131)

Q3. Compared to 1 year ago do you think more or fewer children are going hungry in your country?



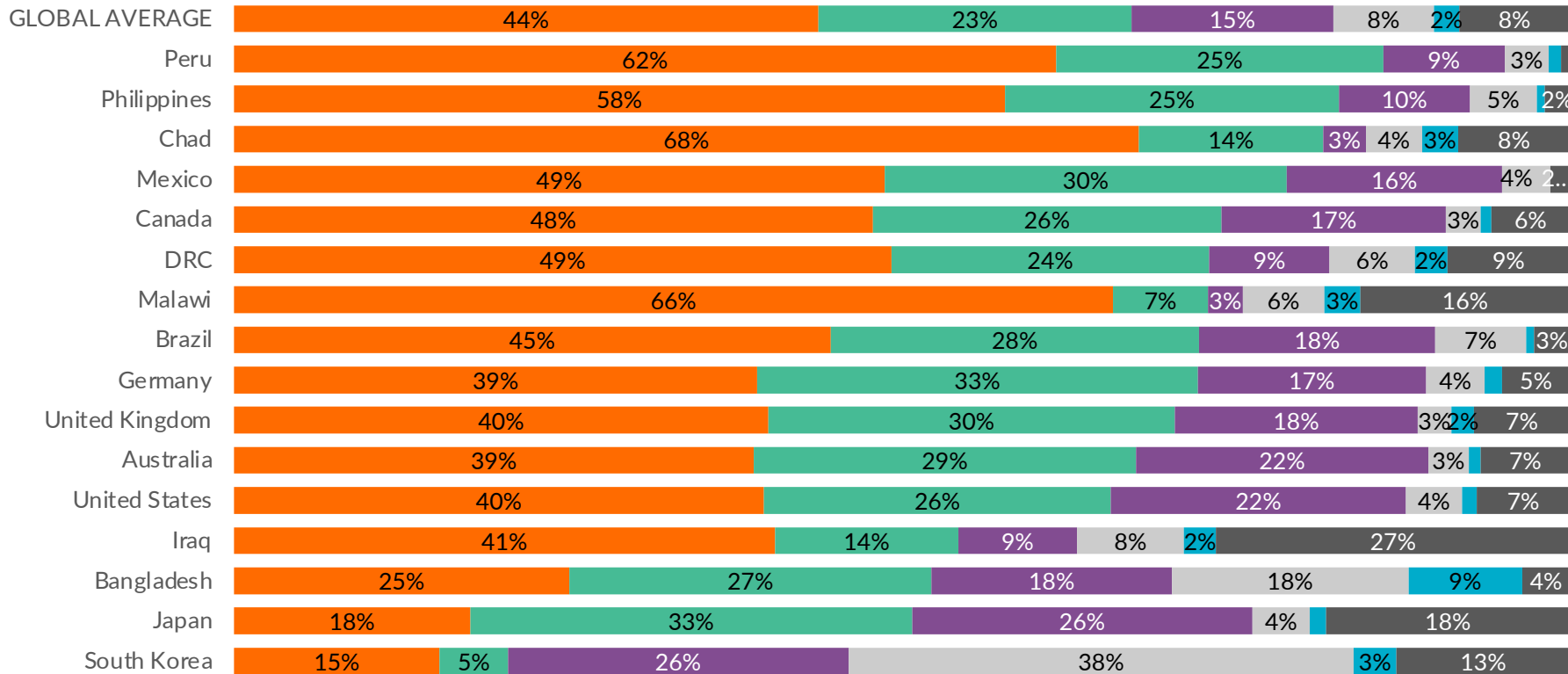
Perceptions of Child Hunger vs. 1 Year Ago, Globally (by Country)



In most countries, at least seven in 10 feel there is more child hunger globally compared to one year ago. Those in Chad (68%) and Malawi (66%) are most likely to say there is “a lot more” hunger.

Perceptions of Child Hunger vs. 1 Year Ago Globally (3/3)

■ A lot more
 ■ A little more
 ■ The same amount
 ■ A little less
 ■ A lot less
 ■ Don't know



A Lot/Little More A Little/Lot Less

67%	9%
86%	4%
83%	6%
82%	7%
79%	4%
74%	3%
73%	9%
73%	9%
72%	7%
72%	6%
70%	4%
68%	4%
66%	5%
54%	10%
52%	26%
51%	6%
21%	41%

Note: Data labels < 2% not shown

Base: All respondents (n=14131)

Q3. Compared to 1 year ago do you think more or fewer children are going hungry globally?

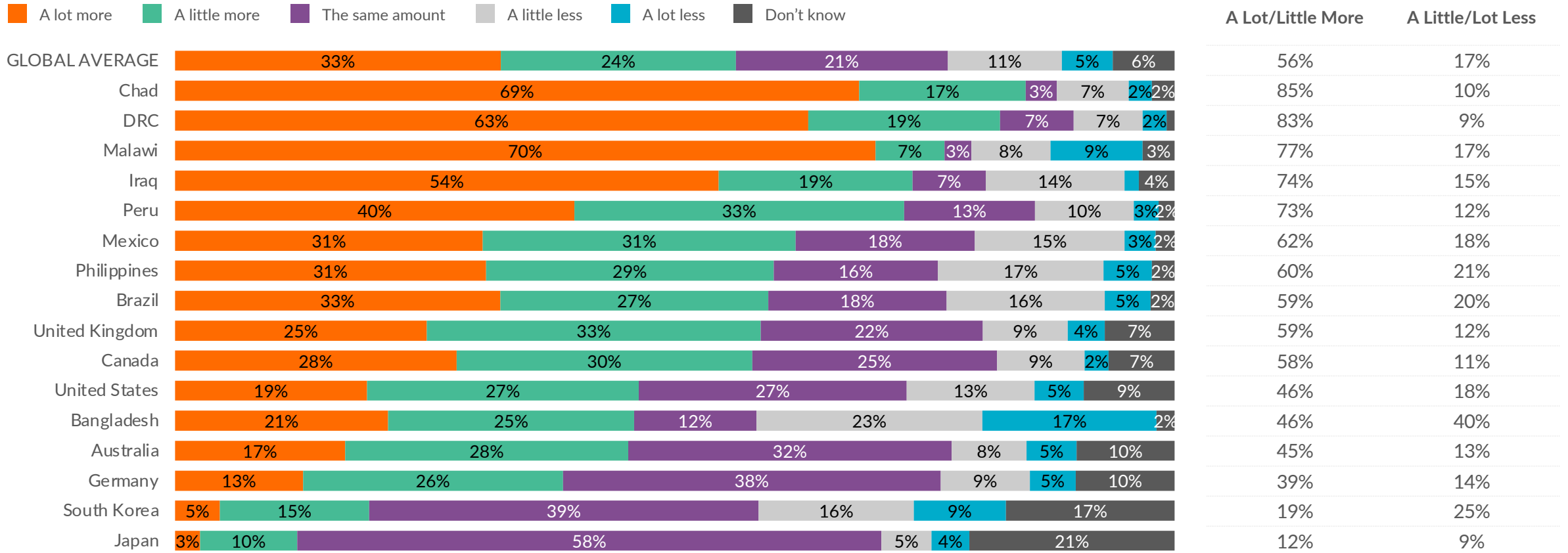


Perceptions of Child Hunger vs. 5 Years Ago, Community (by Country)



Those in low-income countries are most likely to say there is “a lot more” child hunger in their community compared to five years ago. Nonetheless, respondents in all other countries, except South Korea and Japan, feel there is more, not less, child hunger in their community vs. five years ago.

Perceptions of Child Hunger vs. 5 Years Ago in Your Community (1/3)



Note: Data labels <2% not shown

Base: All respondents (n=14131)

Q4. Compared to 5 years ago, do you think more or fewer children are going hungry in your community?

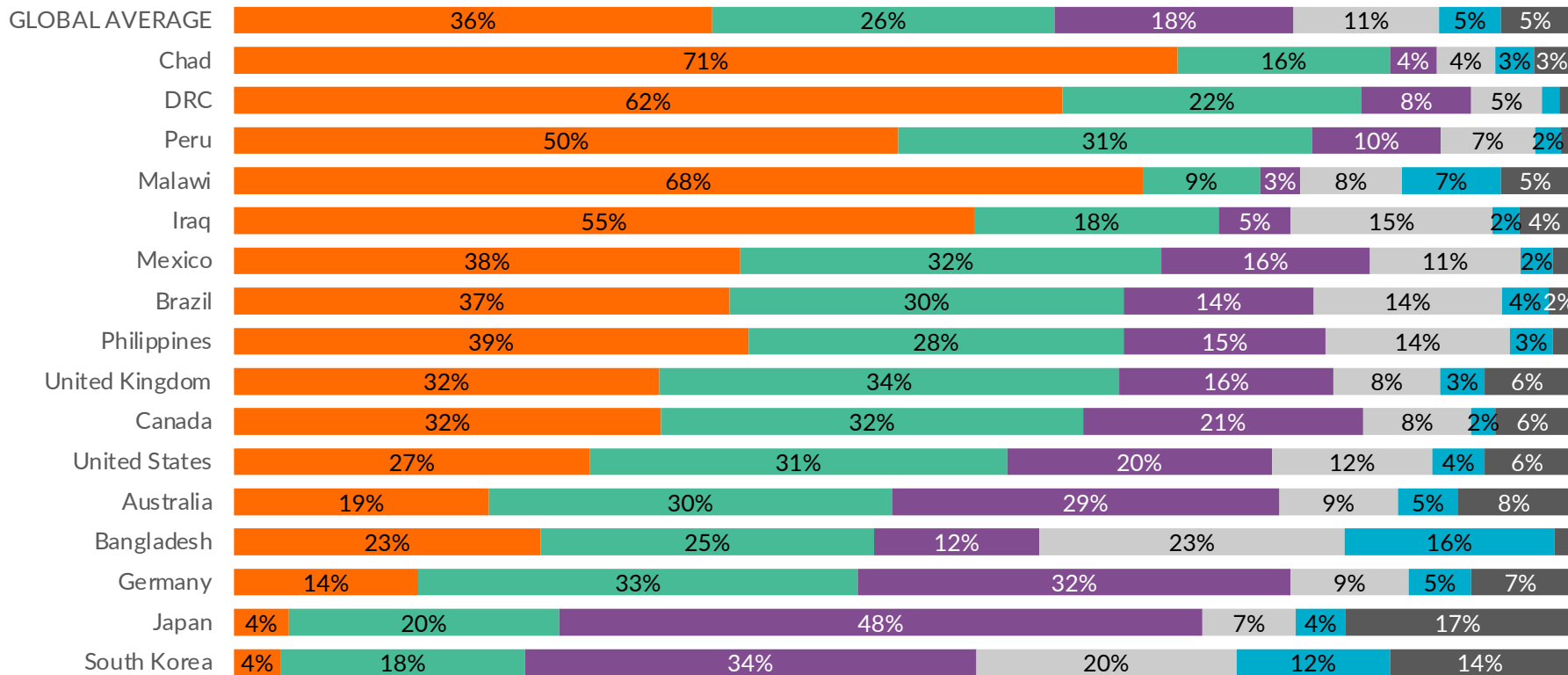


Perceptions of Child Hunger vs. 5 Years Ago, Country (by Country)

In line with responses about hunger in their community, a majority in most countries feel there is more child hunger in their own country vs. five years ago.

Perceptions of Child Hunger vs. 5 Years Ago in Your Country (2/3)

■ A lot more
 ■ A little more
 ■ The same amount
 ■ A little less
 ■ A lot less
 ■ Don't know



	A Lot/Little More	A Little/Lot Less
GLOBAL AVERAGE	61%	16%
Chad	87%	7%
DRC	85%	7%
Peru	81%	9%
Malawi	77%	15%
Iraq	74%	17%
Mexico	69%	14%
Brazil	67%	18%
Philippines	67%	17%
United Kingdom	66%	11%
Canada	64%	10%
United States	58%	16%
Australia	49%	13%
Bangladesh	48%	39%
Germany	47%	14%
Japan	24%	11%
South Korea	22%	31%

Note: Data labels < 2% not shown

Base: All respondents (n=14131)

Q4. Compared to 5 years ago, do you think more or fewer children are going hungry in your country?

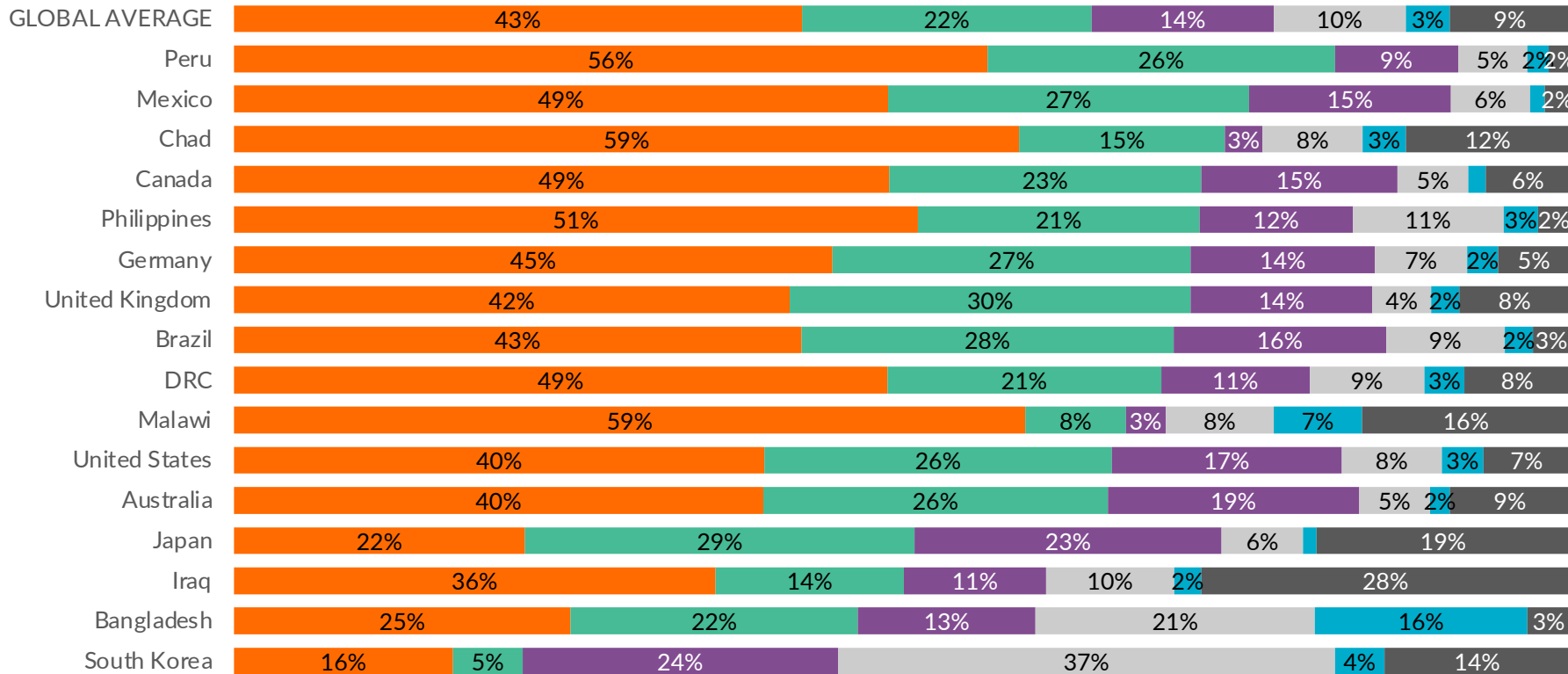
Perceptions of Child Hunger vs. 5 Years Ago, Globally (by Country)



Similar to concerns about hunger in their community and country, majorities in nearly all countries feel there is more child hunger globally compared to five years ago.

Perceptions of Child Hunger vs. 5 Years Ago Globally (3/3)

■ A lot more
 ■ A little more
 ■ The same amount
 ■ A little less
 ■ A lot less
 ■ Don't know



A Lot/Little More A Little/Lot Less

64%	13%
82%	7%
76%	7%
74%	11%
72%	7%
72%	14%
72%	9%
72%	7%
70%	11%
69%	12%
67%	15%
66%	11%
65%	7%
51%	7%
50%	12%
47%	37%
22%	41%

Note: Data labels <2% not shown

Base: All respondents (n=14131)

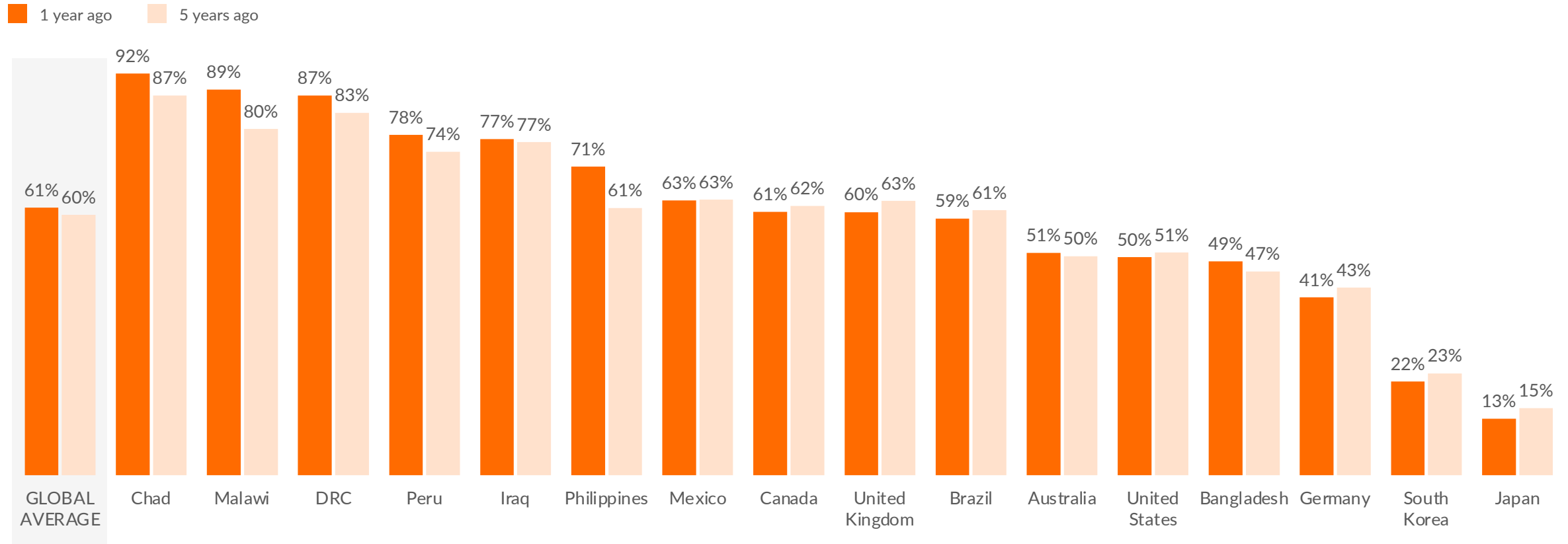
Q4. Compared to 5 years ago, do you think more or fewer children are going hungry globally?



Perceptions of Child Hunger in Community Over Time, by Country

Perceptions of child hunger in one's community vs. one year ago and vs. five years ago are consistent across a majority of countries. However, concern has gone up in Chad, Malawi, the DRC, Peru, and the Philippines.

Perceptions of Child Hunger 1 vs. 5 Years Ago in Your Community (A Little + A Lot More | 1/3)



Base: All respondents, excluding Don't Know (n=varies)

Q3. Compared to 1 year ago do you think more or fewer children are going hungry in your community?

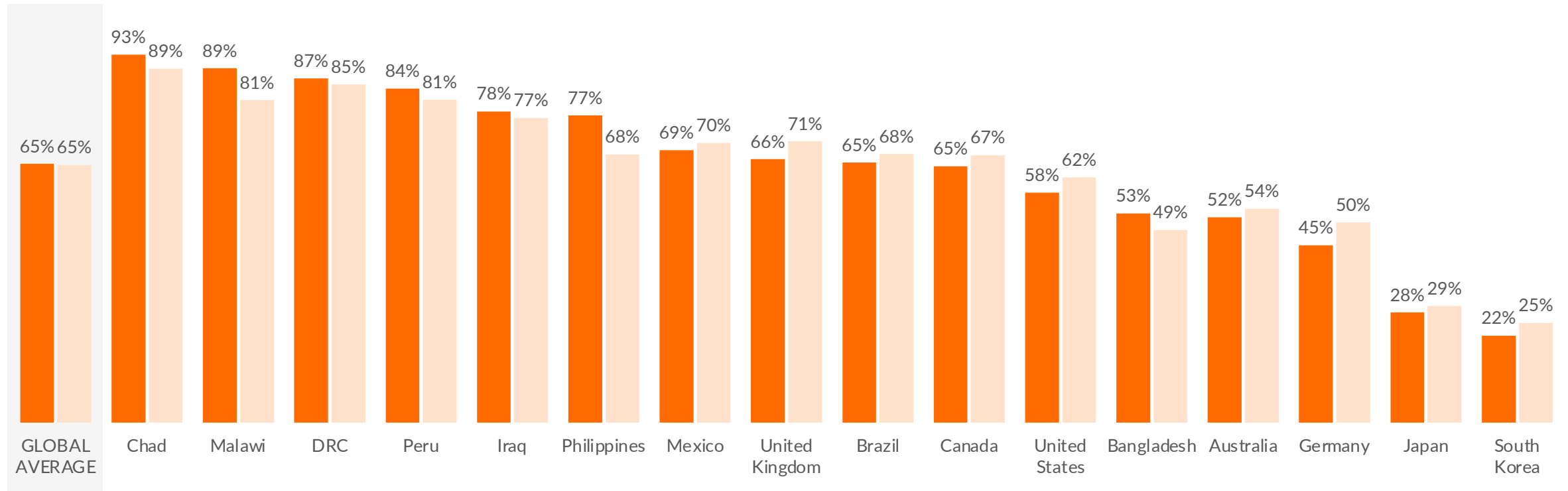
Q4. Compared to 5 years ago, do you think more or fewer children are going hungry in your community?

Perceptions of Child Hunger in Country Over Time, by Country

Similarly, perceptions of child hunger compared to one year and five years ago in one's country are consistent, save Malawi and the Philippines.

Perceptions of Child Hunger 1 vs. 5 Years Ago in Your Country (A Little + A Lot More | 2/3)

1 year ago 5 years ago



Base: All respondents, excluding Don't Know (n=varies)

Q3. Compared to 1 year ago do you think more or fewer children are going hungry in your country?

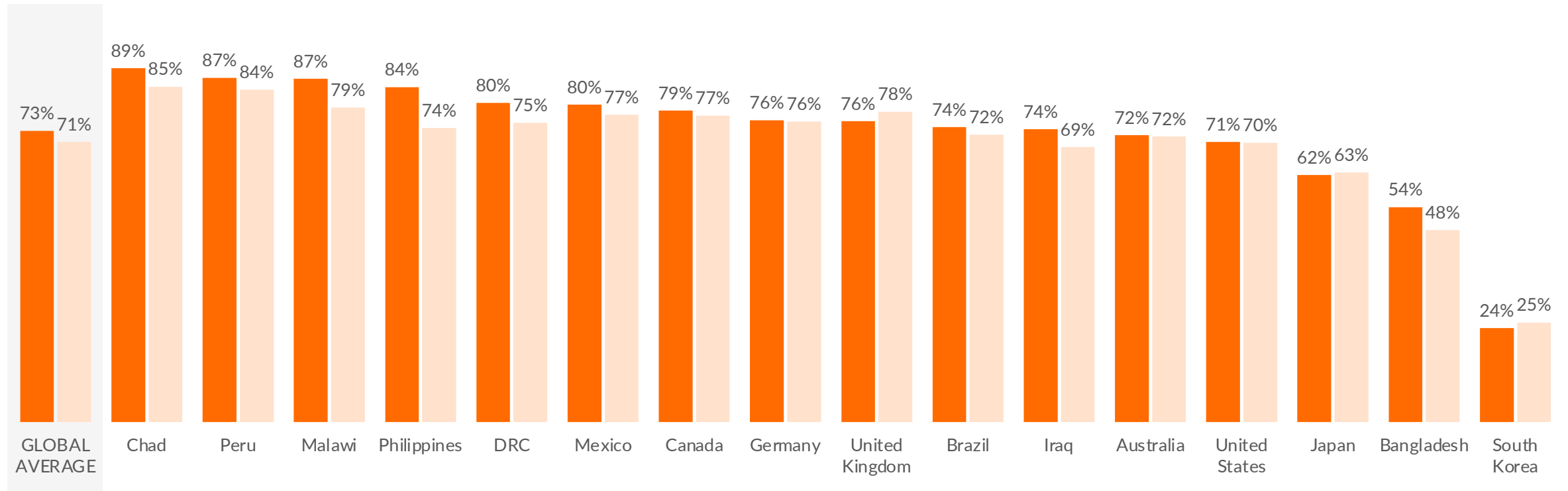
Q4. Compared to 5 years ago, do you think more or fewer children are going hungry in your country?

Perceptions of Child Hunger Globally Over Time, by Country

We see similar patterns in each country when comparing the perceptions of child hunger vs. one year ago and five years ago on a global level. Respondents from low-income countries feel slightly stronger about the difference compared to last year.

Perceptions of Child Hunger 1 vs. 5 Years Ago Globally (A Little + A Lot More | 3/3)

1 year ago 5 years ago



Base: All respondents, excluding Don't Know (n=varies)

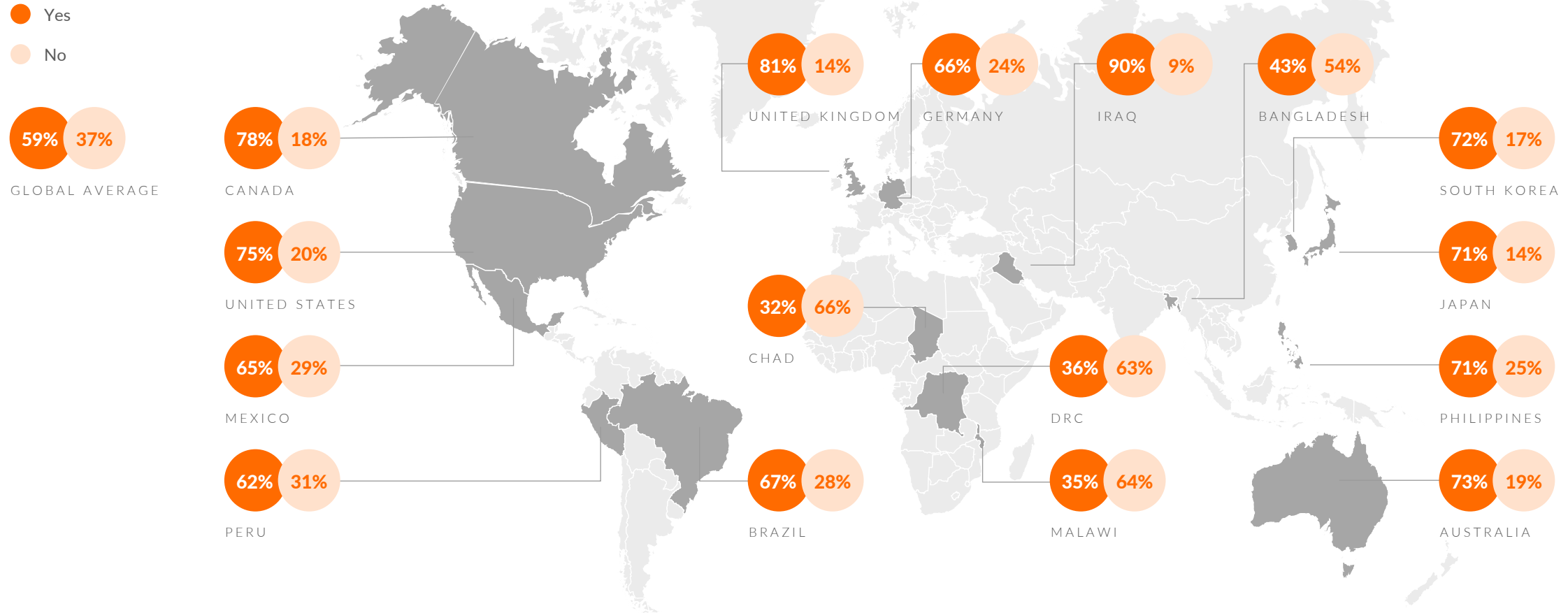
Q3. Compared to 1 year ago do you think more or fewer children are going hungry globally?

Q4. Compared to 5 years ago, do you think more or fewer children are going hungry globally?

Children and Proper Nutrition in the Family

While six in 10 (59%) on average, globally, feel that children in their own household receive the proper nutrients they need every day, this varies by country. Access to proper nutrition for children is a major challenge in lower-income countries.

Children in your Family Receive Proper Nutrients Daily



Base : If one or more children living in household (n=6013)

Q6. Do you think children get the proper nutrients they need every day in your family.

Main Causes of Child Hunger in the Family

Inflation and increased cost of living is the main reason for hunger in the family among those whose children have gone to bed hungry in the last 30 days, followed by lower family income and corruption. Results can vary significantly between countries.

Main Causes of Hunger in Your Family

	Global Average	Australia	Bangladesh	Brazil	Canada	Chad	DRC	Germany	Iraq	Japan	Malawi	Mexico	Peru	Philippines	South Korea	United Kingdom	United States
Inflation and increased cost of living	46%	36%	64%	29%	23%	42%	39%	41%	43%	10%	52%	61%	51%	57%	22%	46%	38%
Low(er) family income	39%	43%	38%	35%	34%	25%	46%	26%	73%	42%	36%	53%	52%	62%	48%	22%	31%
Not enough government focus	25%	25%	42%	31%	17%	25%	26%	28%	24%	9%	11%	29%	34%	37%	25%	24%	20%
Corruption	20%	31%	43%	30%	23%	13%	11%	15%	4%	19%	6%	32%	35%	51%	5%	45%	31%
Conflict/War	19%	15%	15%	26%	20%	30%	24%	31%	7%	24%	1%	14%	17%	35%	49%	31%	16%
Less support from NGOs, organizations etc	17%	25%	17%	22%	15%	12%	23%	27%	4%	-	12%	26%	21%	24%	13%	27%	21%
Climate change effects	16%	43%	27%	23%	22%	11%	5%	28%	-	15%	20%	14%	12%	27%	17%	29%	22%
Picky eater, child refuses food	13%	18%	24%	27%	16%	6%	10%	24%	7%	19%	1%	19%	9%	39%	30%	28%	27%
Lasting impacts of COVID-19	13%	12%	19%	32%	32%	11%	8%	8%	4%	9%	3%	11%	12%	32%	26%	23%	28%
Corporate greed	11%	19%	8%	29%	33%	5%	6%	28%	-	-	4%	21%	22%	20%	13%	17%	18%
Displacement/Migration	8%	19%	9%	17%	24%	4%	8%	9%	4%	-	1%	10%	17%	19%	5%	18%	15%
Some other reason	6%	15%	10%	3%	20%	3%	9%	6%	-	-	4%	6%	5%	11%	-	2%	4%

Base: If one or more children living in household and the child/children have gone to bed hungry in the last 30 days due to lack of availability of food (n=1067)

70 | Q21. In your opinion, what are the main causes of child hunger in your family? Base sizes are low. Interpret country data with caution.

Variety of Foods Among Adults, by Country

Globally, around nine in ten adults eat meat, vegetables and fruits once a week or more often and eight in ten eat pulses/legumes once a week or more often.

Frequency of Eating the Following Items (1/3)

	Meat & Animal Source Foods			Pulses/ Legumes			Vegetables/ Leaves			Fruits		
	Once a week or more often	Less often than once a week	Never	Once a week or more often	Less often than once a week	Never	Once a week or more often	Less often than once a week	Never	Once a week or more often	Less often than once a week	Never
Global Average	92%	8%	2%	85%	16%	3%	95%	5%	1%	88%	12%	2%
Australia	94%	7%	4%	78%	22%	6%	94%	6%	1%	92%	9%	1%
Bangladesh	82%	18%	2%	91%	10%	1%	96%	4%	1%	78%	22%	2%
Brazil	96%	4%	1%	95%	5%	1%	92%	8%	2%	92%	8%	1%
Canada	94%	7%	2%	76%	24%	3%	92%	8%	1%	90%	10%	1%
Chad	96%	4%	0%	95%	5%	1%	97%	3%	0%	86%	14%	4%
DRC	95%	5%	1%	96%	4%	-	99%	1%	-	95%	5%	-
Germany	89%	11%	3%	75%	25%	3%	95%	6%	1%	91%	9%	1%
Iraq	95%	5%	2%	94%	6%	2%	97%	3%	1%	97%	3%	1%
Japan	93%	7%	2%	71%	29%	6%	94%	6%	2%	69%	31%	5%
Malawi	71%	29%	6%	74%	26%	3%	98%	2%	1%	75%	25%	6%
Mexico	97%	3%	0%	96%	4%	0%	98%	2%	1%	96%	4%	1%
Peru	97%	3%	0%	97%	3%	0%	97%	3%	0%	97%	4%	0%
Philippines	98%	2%	0%	79%	21%	4%	96%	4%	0%	90%	10%	1%
South Korea	93%	7%	1%	80%	20%	3%	94%	6%	0%	85%	15%	1%
United Kingdom	92%	8%	5%	81%	19%	5%	95%	5%	2%	94%	6%	1%
United States	94%	6%	2%	74%	26%	6%	89%	11%	3%	89%	11%	2%

Base: All respondents (n=14131)

Variety of Foods Among Adults, by Country (cont.)

Globally, more than nine in ten adults eat dairy and main staples such as rice once a week or more frequently which over eight in ten eat oil/nuts/natural sugar once a week or more often. Access to dairy is a challenge in Malawi.

Frequency of Eating the Following Items (2/3)

	Main Staples*			Oil/ Nuts/ Sugar			Dairy		
	Once a week or more often	Less often than once a week	Never	Once a week or more often	Less often than once a week	Never	Once a week or more often	Less often than once a week	Never
Global Average	95%	6%	1%	84%	16%	3%	86%	14%	4%
Australia	94%	6%	2%	85%	15%	3%	93%	7%	3%
Bangladesh	97%	3%	0%	88%	13%	3%	79%	21%	2%
Brazil	97%	3%	0%	83%	17%	3%	89%	11%	3%
Canada	94%	6%	1%	84%	16%	2%	92%	8%	2%
Chad	96%	4%	0%	87%	13%	8%	81%	19%	8%
DRC	98%	2%	0%	95%	5%	1%	76%	24%	5%
Germany	95%	5%	1%	81%	19%	3%	94%	6%	2%
Iraq	99%	1%	1%	82%	18%	5%	98%	2%	2%
Japan	90%	10%	3%	77%	23%	6%	82%	18%	5%
Malawi	84%	16%	2%	77%	23%	7%	55%	45%	21%
Mexico	97%	3%	0%	89%	11%	1%	94%	6%	1%
Peru	99%	1%	0%	90%	11%	1%	93%	8%	1%
Philippines	93%	7%	0%	87%	13%	1%	85%	15%	2%
South Korea	93%	7%	0%	78%	22%	3%	85%	15%	2%
United Kingdom	96%	4%	0%	82%	18%	2%	95%	6%	2%
United States	90%	10%	2%	80%	20%	3%	88%	12%	3%

Base: All respondents (n=14131)

Q17. How often, if at all, do you eat the following food items?

*Main staples, e.g. rice, maize, wheat flour, bread, sorghum, millet, potato, yam, cassava, white sweet potato



Variety of Foods Among Adults, by Country (cont.)

Globally, unhealthy food such as fast food and sugary snacks are eaten less often than other food types but still seven in 10 eat sugary snacks with six in 10 eating fast food once a week or more often. Sugary snacks are less common in Malawi.

Frequency of Eating the Following Items (3/3)

	Fast Food			Sugary Snacks		
	Once a week or more often	Less often than once a week	Never	Once a week or more often	Less often than once a week	Never
Global Average	62%	38%	9%	72%	28%	7%
Australia	59%	41%	6%	75%	25%	4%
Bangladesh	67%	34%	6%	68%	32%	4%
Brazil	60%	41%	6%	77%	23%	3%
Canada	64%	36%	4%	74%	26%	2%
Chad	57%	43%	29%	79%	21%	9%
DRC	63%	37%	14%	64%	36%	8%
Germany	48%	52%	11%	77%	23%	4%
Iraq	67%	33%	20%	76%	24%	12%
Japan	55%	45%	6%	77%	23%	4%
Malawi	50%	51%	24%	43%	58%	29%
Mexico	64%	36%	4%	72%	28%	4%
Peru	58%	42%	6%	66%	34%	7%
Philippines	73%	27%	1%	78%	22%	1%
South Korea	75%	25%	3%	64%	36%	5%
United Kingdom	62%	38%	6%	81%	20%	2%
United States	65%	36%	4%	77%	23%	3%



Base: All respondents (n=14131)

Variety of Foods Among Children, by Country

Globally, around nine in ten children eat meat, vegetables and fruits once a week or more often and eight in ten eat pulses/legumes once a week or more often.

How Often Children in Household Eat the Following Items (1/3)

	Meat & Animal Source Foods			Pulses/ Legumes			Vegetables/ Leaves			Fruits		
	Once a week or more often	Less often than once a week	Never	Once a week or more often	Less often than once a week	Never	Once a week or more often	Less often than once a week	Never	Once a week or more often	Less often than once a week	Never
Global Average	92%	8%	2%	90%	10%	3%	94%	6%	3%	91%	9%	3%
Australia	93%	8%	3%	77%	23%	9%	87%	13%	4%	92%	8%	3%
Bangladesh	87%	13%	2%	92%	8%	1%	95%	5%	2%	84%	16%	1%
Brazil	96%	4%	0%	96%	4%	1%	90%	10%	4%	93%	7%	2%
Canada	92%	8%	2%	82%	18%	2%	92%	8%	3%	94%	6%	2%
Chad	96%	4%	1%	98%	2%	1%	98%	2%	0%	89%	11%	5%
DRC	93%	7%	2%	95%	5%	1%	98%	2%	1%	96%	4%	1%
Germany	95%	5%	2%	79%	21%	5%	90%	10%	2%	94%	7%	2%
Iraq	93%	7%	2%	92%	8%	3%	89%	11%	8%	96%	4%	2%
Japan	92%	8%	7%	79%	21%	8%	92%	8%	6%	84%	16%	8%
Malawi	72%	28%	8%	79%	21%	4%	96%	4%	2%	74%	26%	8%
Mexico	98%	2%	0%	96%	4%	1%	95%	5%	1%	95%	5%	1%
Peru	97%	3%	1%	98%	2%	1%	97%	4%	1%	96%	4%	1%
Philippines	98%	2%	1%	83%	17%	3%	96%	5%	1%	94%	6%	1%
South Korea	94%	6%	2%	85%	15%	5%	91%	10%	2%	90%	10%	1%
United Kingdom	96%	4%	2%	85%	15%	6%	93%	7%	2%	95%	5%	1%
United States	93%	7%	2%	85%	15%	5%	90%	10%	4%	93%	7%	2%

Base: If one or more children living in household (n=14131)

Variety of Foods Among Children, by Country (cont.)

Globally, around nine in ten adults eat dairy and main staples such as rice once a week or more frequently and over eight in ten eat oil/nuts/natural sugar once a week or more often. Once more, access to dairy is less prevalent in Malawi.

How Often Children in Household Eat the Following Items (2/3)

	Main Staples			Oil/ Nuts/ Sugar			Dairy		
	Once a week or more often	Less often than once a week	Never	Once a week or more often	Less often than once a week	Never	Once a week or more often	Less often than once a week	Never
Global Average	96%	4%	1%	86%	14%	4%	90%	10%	3%
Australia	93%	7%	3%	82%	18%	5%	94%	6%	2%
Bangladesh	95%	5%	1%	87%	13%	2%	86%	14%	2%
Brazil	97%	3%	0%	84%	16%	5%	93%	7%	1%
Canada	96%	4%	1%	89%	11%	2%	99%	1%	0%
Chad	99%	2%	-	88%	12%	5%	90%	10%	5%
DRC	98%	2%	1%	95%	5%	2%	82%	18%	4%
Germany	95%	5%	1%	86%	15%	3%	96%	4%	2%
Iraq	98%	2%	1%	83%	17%	5%	99%	1%	1%
Japan	94%	6%	2%	79%	21%	12%	92%	8%	8%
Malawi	84%	16%	3%	74%	26%	10%	61%	39%	19%
Mexico	98%	2%	0%	91%	9%	1%	97%	3%	0%
Peru	99%	1%	1%	88%	12%	4%	96%	4%	1%
Philippines	95%	5%	1%	86%	15%	1%	94%	6%	1%
South Korea	92%	8%	1%	84%	16%	4%	94%	6%	2%
United Kingdom	97%	3%	1%	85%	15%	4%	98%	2%	1%
United States	95%	5%	2%	85%	15%	5%	96%	4%	1%



Variety of Foods Among Children, by Country (cont.)

Globally, unhealthy food such as fast food and sugary snacks are eaten less often than other food types but still eight in 10 eat sugary snacks with seven in 10 eating fast food once a week or more often which is more frequent than the adults. Children in Malawi are the least likely to eat sugary snacks.

How Often Children in Household Eat the Following Items (3/3)

	Fast Food			Sugary Snacks		
	Once a week or more often	Less often than once a week	Never	Once a week or more often	Less often than once a week	Never
Global Average	71%	29%	10%	79%	21%	7%
Australia	74%	26%	5%	79%	21%	6%
Bangladesh	73%	27%	6%	78%	22%	5%
Brazil	69%	31%	6%	80%	20%	3%
Canada	78%	22%	4%	86%	14%	4%
Chad	65%	35%	24%	82%	18%	8%
DRC	72%	28%	9%	82%	18%	5%
Germany	69%	31%	7%	88%	12%	1%
Iraq	90%	10%	7%	95%	6%	3%
Japan	64%	36%	11%	84%	16%	11%
Malawi	55%	45%	27%	51%	49%	30%
Mexico	69%	31%	4%	77%	23%	3%
Peru	60%	40%	8%	66%	35%	7%
Philippines	71%	29%	3%	79%	21%	2%
South Korea	85%	15%	4%	83%	17%	3%
United Kingdom	78%	22%	3%	92%	9%	2%
United States	74%	26%	4%	83%	17%	6%



A lower proportion of children in low-income countries eat dairy, fruit and meat once a week or more often

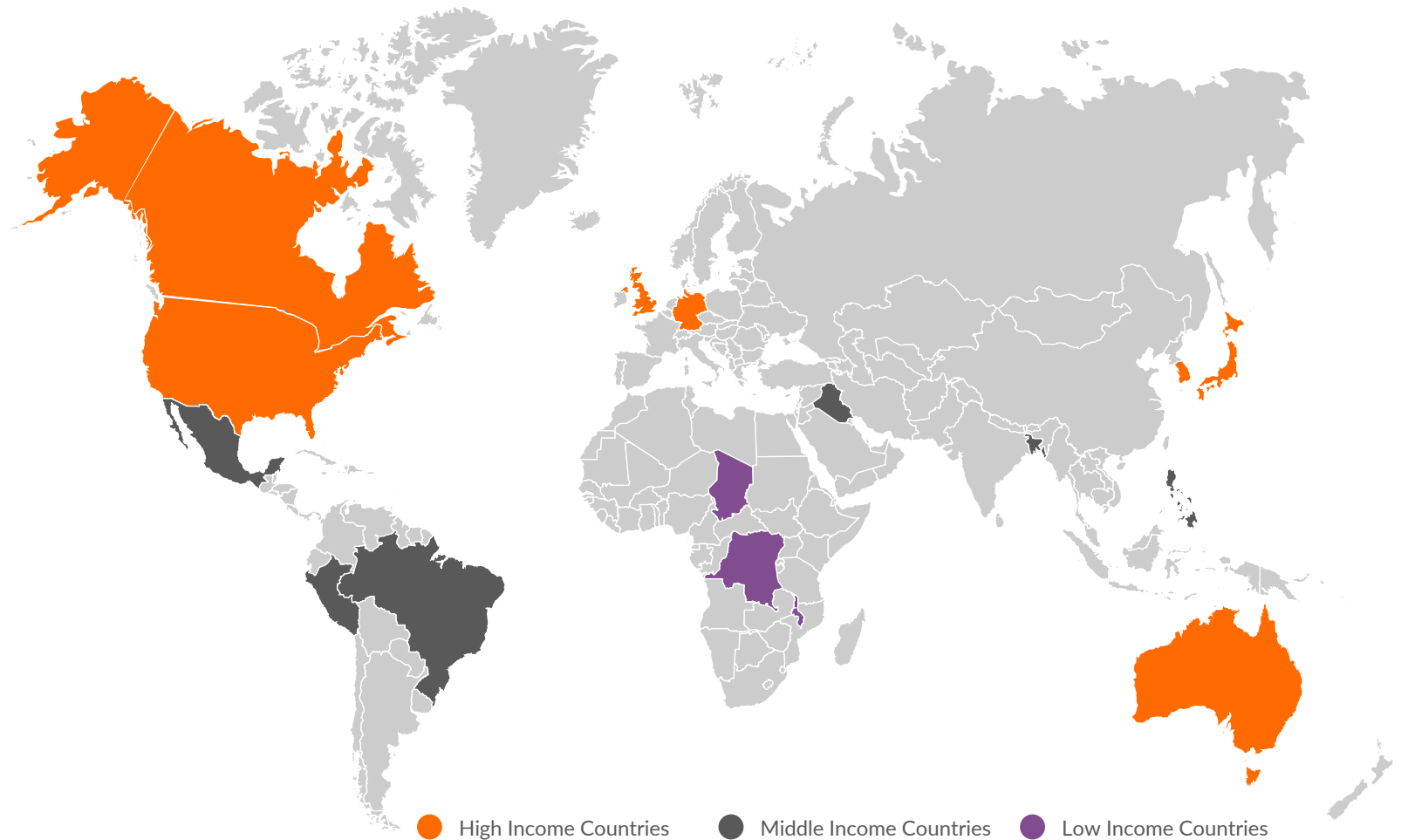
But low-income countries also consume fast food and sugary snacks less often than high- and middle-income countries

Frequency of Eating the Following Items (Once a Week or More Often)

	High Income Countries	Middle Income Countries	Low Income Countries
Main staples	95%	97%	94%
Meat and animal source foods	94%	94%	88%
Pulses and legumes	82%	94%	91%
Vegetables and leaves	91%	93%	97%
Fruits	92%	93%	87%
Oil, nuts, sugar*	85%	86%	86%
Dairy	96%	94%	78%

Frequency of Eating the Following Items (Once a Week or More Often)

	High Income Countries	Middle Income Countries	Low Income Countries
Fast food	76%	73%	64%
Sugary snacks	85%	80%	73%



Base: All respondents (n=6013)

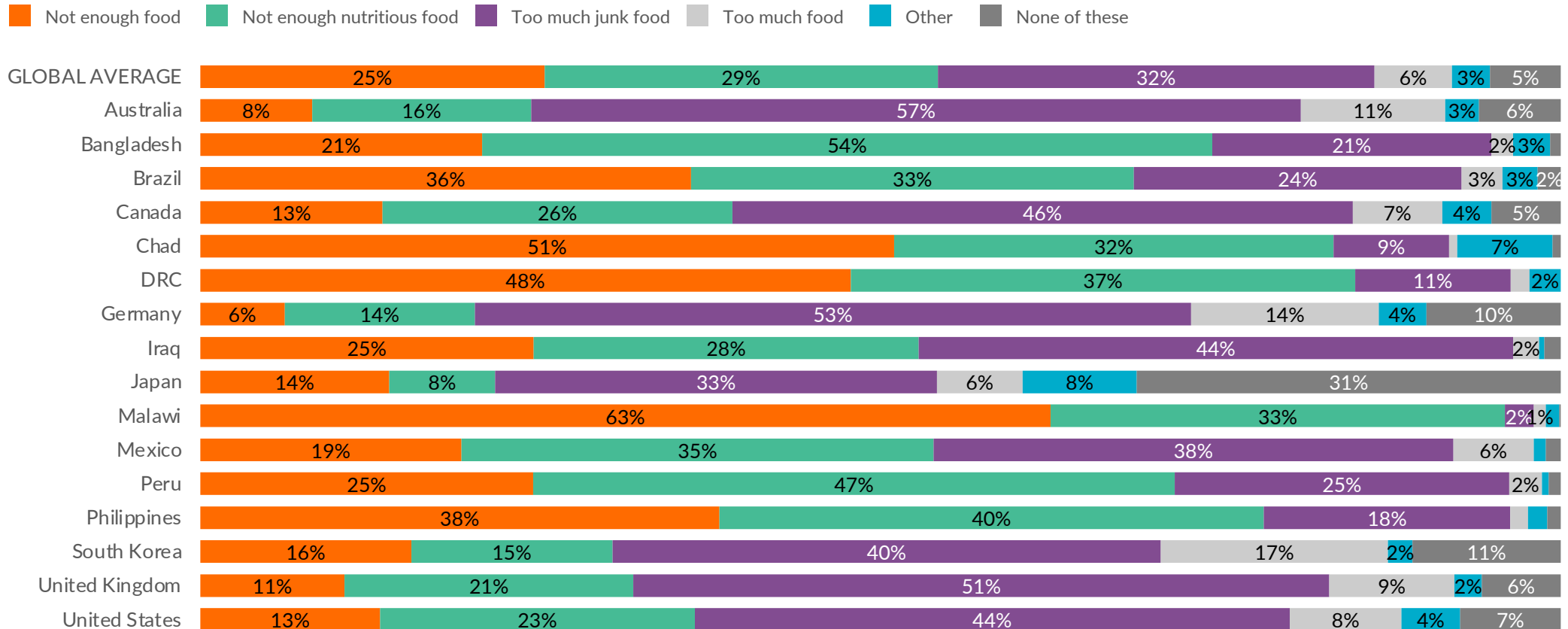
Q18. How often, if at all, do children in your household eat the following food items?

*Does not include chocolate or sweet/candy

Biggest Problem for Children's Nutrition, Community

Thinking of one's community, those in higher-income countries are most likely to cite too much junk food as being the biggest problem for children's nutrition. By contrast, those in lower-income countries are more likely to say not having enough food is the biggest problem.

Biggest Problem for Children's Nutrition in Your Community



Note: Data labels <2% not shown

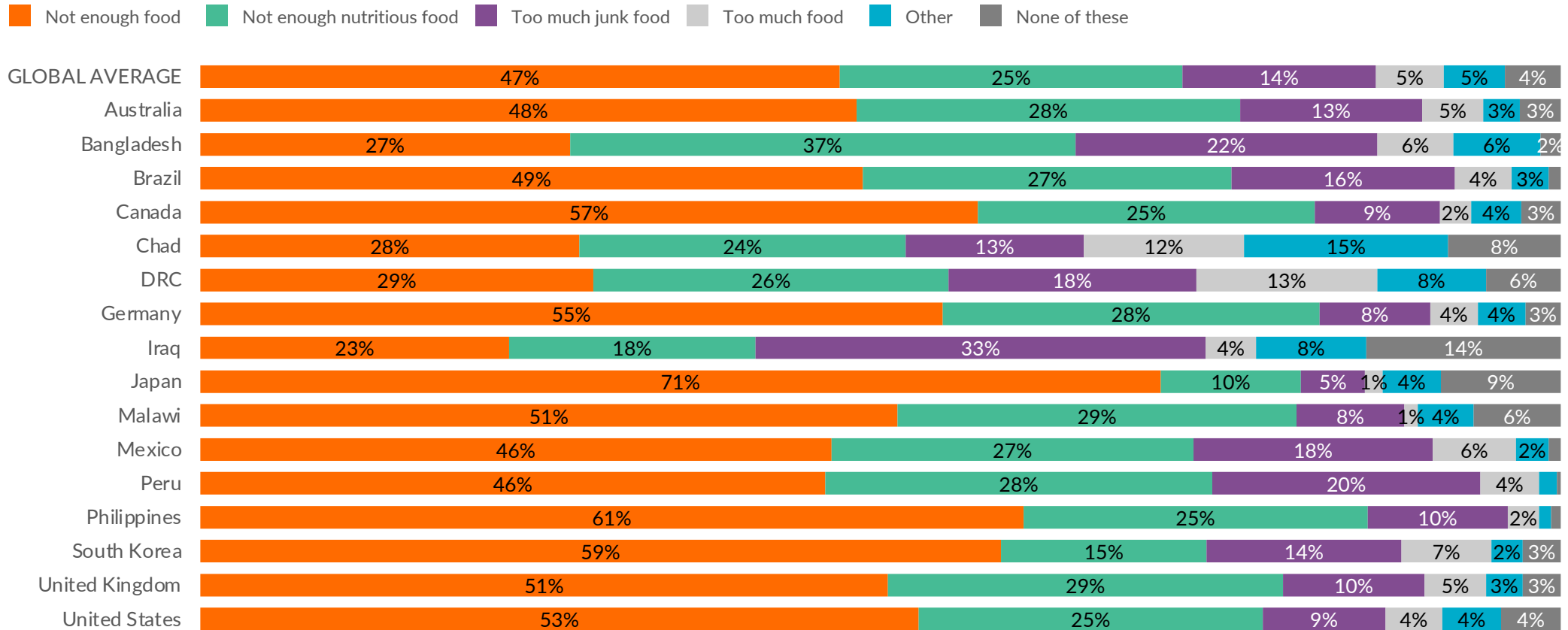
Base: All respondents (n=14131)

Q7. What do you think is the biggest problem for children's nutrition in your community?

Biggest Problem for Children's Nutrition, Globally

Majorities in most countries think not having enough food is the biggest problem for children's nutrition, globally.

Biggest Problem for Children's Nutrition Globally



Note: Data labels <2% not shown

Base: All respondents (n=14131)

Individual Actions Taken to Help with Hunger Crisis

Globally, almost four in ten have given food to someone in need, particularly in low- and middle-income countries. Those in low-income countries are also most likely to say they have been supporting a local family in need.

Have Done in the Past 12 Months (1/2)

	Global Average	Australia	Bangladesh	Brazil	Canada	Chad	DRC	Germany	Iraq	Japan	Malawi	Mexico	Peru	Philippines	South Korea	United Kingdom	United States
Given food to someone in need	43%	26%	56%	55%	35%	59%	68%	12%	68%	4%	50%	55%	57%	73%	11%	26%	40%
Supported a hungry family locally	26%	9%	44%	31%	11%	47%	57%	8%	57%	3%	42%	27%	26%	29%	7%	10%	15%
Donated to charity or faith-based community organisation which provides food to the hungry	21%	25%	25%	40%	32%	7%	18%	16%	11%	5%	12%	21%	24%	25%	19%	31%	29%
Spoken to friends or colleagues to raise awareness about the hunger crisis	19%	12%	35%	30%	12%	21%	27%	17%	3%	6%	14%	24%	31%	28%	12%	15%	13%

Base: All respondents (n=14131)

Individual Actions Taken to Help with Hunger Crisis (cont.)

While over one in 10 have volunteered or posted social media messages to raise awareness about the hunger crisis, we note that one in four have not taken action to help end hunger abroad and one in five did not take action locally.

Have Done in the Past 12 Months (2/2)

	Global Average	Australia	Bangladesh	Brazil	Canada	Chad	DRC	Germany	Iraq	Japan	Malawi	Mexico	Peru	Philippines	South Korea	United Kingdom	United States
Posted social media messages raising awareness about the hunger crisis	13%	7%	24%	28%	8%	10%	16%	6%	3%	3%	11%	17%	20%	24%	11%	10%	12%
Volunteered with a charity or local faith community providing food for the hungry	12%	11%	17%	21%	9%	9%	13%	8%	4%	2%	14%	16%	12%	21%	7%	11%	10%
Asked your government/administrative officials for help	8%	6%	16%	10%	7%	5%	10%	5%	3%	1%	7%	9%	7%	14%	5%	6%	10%
Asked an NGO/non-profit/faith-based community organisation or charity for help	7%	6%	15%	11%	5%	5%	11%	5%	3%	2%	7%	7%	6%	10%	6%	5%	7%
I have not taken any actions to end hunger locally in the past 12 months	21%	35%	12%	10%	27%	4%	9%	32%	9%	51%	8%	17%	14%	8%	36%	33%	27%
I have not taken any actions to end hunger abroad in the past 12 months	24%	44%	6%	10%	31%	2%	6%	43%	4%	76%	16%	12%	9%	7%	47%	37%	30%
Some other action	8%	4%	14%	10%	8%	3%	9%	13%	2%	5%	2%	10%	15%	17%	8%	6%	9%

Base: All respondents (n=14131)

Government Action and Child Hunger

Globally, there is high agreement that governments are not doing enough to support struggling families in their country, not doing enough to solve child malnutrition and not solve the global hunger crisis. Nearly eight in 10 agree that governments need to address child hunger caused by climate induced famines.

Thinking About Your Own Country, Do you Agree... (Strongly + Somewhat Agree)

	Global Average	Australia	Bangladesh	Brazil	Canada	Chad	DRC	Germany	Iraq	Japan	Malawi	Mexico	Peru	Philippines	South Korea	United Kingdom	United States
Climate change policies in my country should address hunger caused by climate induced famines	76%	60%	90%	79%	64%	88%	85%	72%	95%	48%	85%	82%	87%	90%	57%	67%	64%
Our government isn't doing enough to support families struggling in my country	75%	67%	76%	81%	73%	81%	87%	60%	-	61%	84%	83%	94%	81%	49%	72%	73%
Our government isn't doing enough to end child malnutrition	71%	55%	71%	81%	67%	79%	84%	58%	-	53%	84%	83%	94%	81%	43%	67%	70%
Our government isn't doing enough to solve the global hunger crisis	69%	52%	74%	79%	64%	79%	80%	58%	-	46%	79%	78%	82%	81%	48%	62%	63%

Q9. Thinking about your own country, to what extent do you agree or disagree with the following statements? Climate change policies in my country should address hunger caused by climate induced famines. Base: All respondents (n=14131)

Government statements not asked in Iraq: Our government isn't doing enough to support families struggling in my country. Our government isn't doing enough to end child malnutrition

Our government isn't doing enough to solve the global hunger crisis. Base: 13620

Main Causes of Hunger in Community, by Country

In all studied countries, the top perceived cause of child hunger in one's community is inflation and increased cost of living, with not enough government focus coming in second in most countries. In Peru, the Philippines, and Bangladesh, global citizens also point to corruption as being a main cause.

Main Causes of Hunger in Your Community

	Global Average	Australia	Bangladesh	Brazil	Canada	Chad	DRC	Germany	Iraq	Japan	Malawi	Mexico	Peru	Philippines	South Korea	United Kingdom	United States
Inflation and increased cost of living	56%	62%	74%	47%	70%	40%	55%	54%	53%	38%	59%	57%	56%	68%	41%	64%	58%
Not enough government focus	31%	21%	30%	35%	20%	39%	52%	18%	37%	17%	19%	43%	48%	40%	28%	23%	19%
Corruption	23%	12%	38%	41%	17%	12%	11%	10%	24%	3%	17%	33%	48%	53%	12%	17%	16%
Conflict/War	17%	13%	18%	14%	13%	28%	27%	17%	33%	12%	4%	14%	15%	13%	17%	15%	9%
Lasting impacts of COVID-19	15%	15%	23%	18%	16%	5%	9%	11%	5%	14%	8%	14%	17%	28%	19%	16%	16%
Corporate greed	13%	17%	10%	23%	21%	7%	10%	16%	4%	5%	4%	18%	15%	17%	7%	20%	19%
Climate change effects	12%	11%	23%	8%	10%	17%	7%	12%	3%	8%	32%	9%	10%	14%	16%	10%	9%
Less support from NGOs, organizations etc.	11%	6%	16%	13%	6%	10%	25%	8%	5%	5%	12%	14%	11%	23%	5%	7%	10%
Displacement/Migration	10%	8%	6%	9%	11%	4%	11%	13%	11%	3%	1%	16%	22%	9%	12%	11%	11%
Some other reason	6%	6%	8%	4%	6%	5%	15%	7%	3%	7%	8%	3%	3%	10%	3%	7%	7%
Don't know	4%	7%	2%	3%	4%	1%	0%	8%	1%	15%	-	1%	1%	1%	7%	5%	8%
Not applicable	4%	6%	0%	0%	3%	-	-	12%	0%	19%	-	1%	1%	0%	8%	5%	5%

Base: All respondents (n=14131)

Main Causes of Hunger Globally, by Country

Notably, while inflation and cost of living are most-commonly cited as main causes of child hunger in one's community and one's country, the portrait is mixed when thinking about global hunger. Coming in first place is conflict or war, followed closely by inflation and increased costs of living. Responses can vary markedly from one country to the next.

Main Causes of Hunger Globally

	Global Average	Australia	Bangladesh	Brazil	Canada	Chad	DRC	Germany	Iraq	Japan	Malawi	Mexico	Peru	Philippines	South Korea	United Kingdom	United States
Conflict/War	45%	56%	33%	39%	47%	38%	57%	56%	38%	67%	21%	41%	43%	48%	47%	54%	41%
Inflation and increased cost of living	41%	46%	62%	38%	51%	29%	34%	37%	29%	22%	41%	47%	46%	63%	27%	40%	39%
Corruption	30%	34%	32%	41%	37%	17%	16%	35%	20%	7%	19%	31%	44%	56%	17%	40%	32%
Not enough government focus	28%	26%	20%	33%	27%	31%	24%	29%	16%	22%	15%	44%	47%	40%	19%	25%	24%
Climate change effects	25%	26%	35%	17%	25%	28%	20%	37%	4%	26%	33%	17%	22%	31%	33%	31%	21%
Displacement/Migration	22%	31%	11%	23%	27%	15%	20%	31%	10%	10%	2%	28%	33%	26%	34%	32%	25%
Lasting impacts of COVID-19	21%	18%	29%	23%	20%	21%	28%	17%	7%	16%	18%	18%	25%	36%	22%	19%	20%
Corporate greed	19%	27%	13%	30%	28%	6%	12%	31%	3%	7%	4%	23%	23%	29%	10%	27%	24%
Less support from NGOs, organizations etc.	17%	14%	19%	19%	16%	16%	22%	18%	4%	12%	13%	28%	18%	27%	13%	16%	15%
Some other reason	5%	5%	7%	4%	6%	4%	11%	6%	4%	6%	4%	3%	2%	10%	2%	6%	8%
Don't know	5%	6%	2%	2%	6%	4%	2%	4%	18%	10%	4%	1%	1%	1%	4%	7%	9%
Not applicable	1%	1%	0%	-	1%	-	-	1%	0%	2%	1%	0%	-	0%	1%	0%	1%

Base: All respondents (n=14131)

Responsibility for Solving Child Hunger, by Country



Governments are seen as the most responsible in all countries, followed by parents/guardians. In the U.S. parents/guardians and organizations share second place (50%), while in Brazil, organizations are second most responsible and more trusted than parents/guardians.

Perceptions on Trust vs. Responsibility on Solving Child Hunger

	Governments		Parents/ Guardians		Org/Agencies		Communities		NGOs/ Non-Profits		Individuals		Religious Groups		Other Entity		No One	
	Responsible	Trust	Responsible	Trust	Responsible	Trust	Responsible	Trust	Responsible	Trust	Responsible	Trust	Responsible	Trust	Responsible	Trust	Responsible	Trust
Global Average	68%	40%	48%	37%	34%	29%	29%	24%	26%	29%	23%	18%	15%	16%	5%	5%	3%	12%
Brazil	84%	46%	34%	27%	40%	34%	31%	31%	33%	37%	27%	27%	22%	24%	8%	7%	1%	11%
Peru	84%	39%	47%	34%	24%	25%	26%	22%	24%	30%	15%	15%	12%	17%	4%	3%	0%	11%
United Kingdom	80%	26%	42%	22%	42%	30%	37%	28%	26%	30%	26%	19%	16%	18%	4%	2%	2%	30%
DRC	79%	71%	61%	56%	28%	24%	23%	18%	27%	21%	18%	11%	18%	14%	4%	3%	-	1%
Philippines	79%	60%	75%	63%	36%	40%	45%	39%	32%	39%	39%	31%	22%	25%	8%	8%	0%	1%
Mexico	78%	38%	52%	36%	31%	27%	28%	23%	32%	37%	24%	25%	11%	12%	2%	3%	0%	10%
Germany	75%	42%	35%	21%	34%	34%	22%	19%	23%	31%	16%	15%	20%	19%	4%	5%	6%	20%
Australia	74%	31%	49%	29%	45%	32%	45%	30%	33%	31%	30%	21%	22%	18%	6%	3%	5%	25%
South Korea	73%	73%	40%	29%	37%	36%	37%	36%	26%	29%	14%	14%	10%	13%	9%	9%	3%	4%
Japan	71%	26%	46%	28%	23%	18%	18%	16%	14%	26%	34%	19%	6%	3%	5%	4%	9%	24%
Canada	70%	24%	45%	27%	41%	30%	39%	29%	31%	25%	29%	22%	19%	18%	6%	4%	3%	25%
United States	68%	27%	50%	32%	50%	31%	48%	34%	35%	30%	35%	28%	32%	31%	6%	6%	3%	21%
Chad	61%	53%	37%	33%	16%	22%	11%	13%	28%	36%	9%	11%	7%	18%	2%	3%	-	2%
Bangladesh	59%	46%	53%	66%	16%	17%	20%	18%	13%	16%	10%	11%	4%	7%	6%	6%	5%	3%
Malawi	54%	43%	55%	50%	32%	27%	9%	5%	19%	17%	26%	19%	17%	13%	6%	5%	1%	1%
Iraq	-	-	45%	40%	40%	36%	27%	22%	27%	25%	11%	7%	-	-	4%	3%	3%	6%

Base: All respondents (n=14131)

Q10. Who, if anyone, do you think is responsible for solving child hunger? Q11. Who, if anyone, do you trust to solve child hunger?

85 | *Not asked in Iraq: Governments and Churches & Religious Organization



Foods for Children vs. Adults

Among those with children, there is an even split between those give different food to the children than the adults in their household (51%) and those who do not (48%).

Different Foods for Children vs. Adults in Household

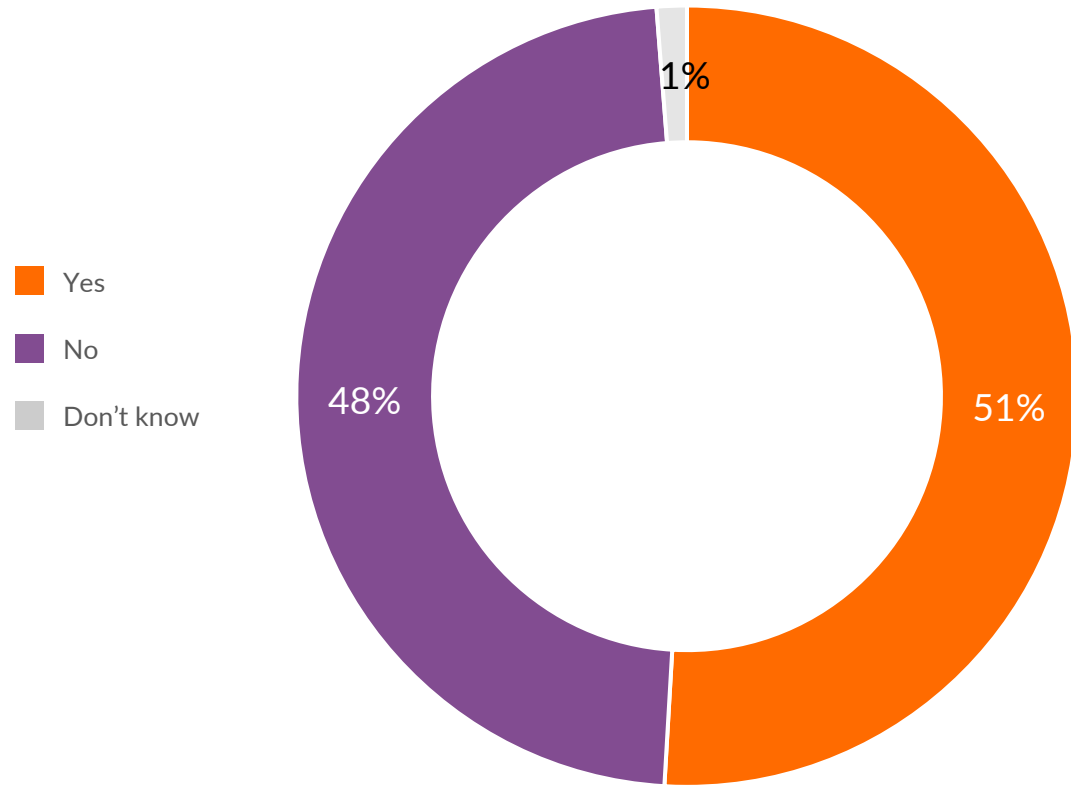


Image Sources

Image Sources

Images in this report have been licensed from iStock, Adobe Stock and sourced from World Vision Story Hub.

iStock

- Slide 10: iStock_000088551451
- Slide 12: iStock-91426729
- Slide 15: iStock-619643870
- Slide 20: iStock-960249996
- Slide 22: iStock-1215035034
- Slide 32: iStock-1094299672
- Slide 72: iStock-1278779568
- Slide 73: iStock-1237487317
- Slide 76: iStock-1322145719

Adobe Stock

- Slide 2: AdobeStock_632595051
- Slide 8: AdobeStock_639913627
- Slide 11: AdobeStock_170385712
- Slide 14: AdobeStock_555386475
- Slide 35: AdobeStock_97167708
- Slide 45: AdobeStock_206045216

World Vision Story Hub

- Slide 1: Cambodia_Day5_097
- Slide 9: Malawi_day2_156.JPG
- Slide 23: W260-0400-006
- Slide 28: Malawi_Day3_537
- Slide 36: Guatemala_368
- Slide 42: W170-0451-023
- Slide 56: w258-0251-023
- Slide 75: 39-54-W395-0226-232
- Slide 85: 18-18-DSC02198.jpg



Thank You!

For more details, please contact:

Niamh Cooper

Global Director Public Engagement

World Vision International

niamh_cooper@wvi.org

Sean Simpson

Senior Vice President,

Ipsos Canada

Sean.Simpson@ipsos.com